


# MONTHLY REPORT OF DISBURSEMENTS

Janaury to December 2020

Department : Department of Finance (DOF)  
 Agency : Office of the Secretary  
 Operating Unit :  
 Organizational Code (UACS) : 11  
 Funding Sources Code (as clustered) : 01101101 Regular Agency Fund

PARTICULARS	CURRENT YEAR BUDGET					PRIOR YEAR'S ACCOUNTS PAYABLE					PRIOR YEAR'S BUDGET		
	PS	MOOE	Fin. Exp	CO	Total	PS	MOOE	Fin. Exp	CO	Sub-Total	PS	MOOE	F
1	2	3	4	5	6= (2+3+4+5)	7	8	9	10	11= (7+8+9+10)	12	13	14
Notice of Cash Allocation (NCA)	405,259,160.82	219,471,162.08	-	3,007,428.88	627,737,751.78	2,421,448.56	43,012,705.08	-	80,150,687.12	125,584,840.76	105,621.84	5,927,221.31	
Jan													
MDS Checks Issued	-	200,660.28	-	-	200,660.28	482,882.47	150,152.06	-	-	633,034.53	-	101,328.15	
Advice to Debit Account	19,792,812.89	1,217,894.68	-	-	21,010,707.57	1,433,897.06	7,016,587.27	-	2,241,071.43	10,691,555.76	16,000.00	702,385.44	
Feb													
MDS Checks Issued	7,331,092.51	244,117.26	-	-	7,575,209.77	-	1,841,391.56	-	-	1,841,391.56	-	208,632.92	
Advice to Debit Account	21,423,059.84	6,716,707.77	-	-	28,139,767.61	454,659.25	6,270,496.52	-	816,351.25	7,541,507.02	89,621.84	820,924.32	
Mar													
MDS Checks Issued	6,610,521.18	415,595.44	-	-	7,026,116.62	-	9,716.65	-	-	9,716.65	-	-	
Advice to Debit Account	37,955,409.08	8,033,762.71	-	-	45,989,171.79	44,669.90	7,074,817.33	-	220,582.74	7,340,069.97	-	623,978.43	
Apr													
MDS Checks Issued	-	-	-	-	-	-	-	-	-	-	-	-	
Advice to Debit Account	24,921,787.37	8,310,745.76	-	-	33,232,533.13	-	5,899,329.03	-	-	5,899,329.03	-	497,677.47	
May													
MDS Checks Issued	7,520,590.16	-	-	-	7,520,590.16	-	-	-	-	-	-	-	
Advice to Debit Account	34,780,501.50	3,994,268.47	-	-	38,774,769.97	-	2,633,701.63	-	-	2,633,701.63	-	-	
Jun													
MDS Checks Issued	-	24,747.16	-	-	24,747.16	-	-	-	-	-	-	-	
Advice to Debit Account	23,578,850.46	17,902,817.31	-	-	41,481,667.77	-	741,318.40	-	360,986.99	1,102,305.39	-	489,778.31	
Jul													
MDS Checks Issued	-	629,918.49	-	-	629,918.49	-	-	-	-	-	-	-	
Advice to Debit Account	30,186,457.75	6,608,714.41	-	-	36,795,172.16	5,339.88	1,682,049.06	-	-	1,687,388.94	-	90,451.80	
Aug													
MDS Checks Issued	-	469,287.50	-	-	469,287.50	-	-	-	-	-	-	-	
Advice to Debit Account	27,118,644.30	8,807,641.42	-	-	35,926,285.72	-	897,149.51	-	-	897,149.51	-	219,930.49	
Sep													
MDS Checks Issued	-	3,584,906.28	-	-	3,584,906.28	-	-	-	-	-	-	-	
Advice to Debit Account	29,833,905.91	37,084,214.11	-	-	66,918,120.02	-	346,663.54	-	126,336.85	473,000.39	-	1,056,881.00	
Oct													
MDS Checks Issued	-	1,070,349.64	-	847,808.00	1,918,157.64	-	-	-	-	-	-	-	
Advice to Debit Account	24,394,922.65	12,841,274.42	-	-	37,236,197.07	-	3,036,159.91	-	3,345,139.52	6,381,299.43	-	302,396.96	
Nov													
MDS Checks Issued	-	3,538,905.97	-	-	3,538,905.97	-	-	-	-	-	-	-	
Advice to Debit Account	50,761,928.65	25,519,223.46	-	-	76,281,152.11	-	3,359,723.40	-	1,676,932.70	5,036,656.10	-	381,810.38	
Dec													
MDS Checks Issued	-	1,786,457.15	-	-	1,786,457.15	-	656,250.00	-	26,328,301.60	26,984,551.60	-	-	
Advice to Debit Account	59,048,676.57	70,468,952.39	-	2,159,620.88	131,677,249.84	-	1,397,199.21	-	46,034,984.04	46,432,183.25	-	431,045.64	



2/10/2021 20:06

*Acly*

AR ACCOUNTS PAYABLE				SUB-TOTAL	TRUST LIABILITIES				GRAND TOTAL					Remarks
n. Exp	CO	Sub-Total	TOTAL		PS	MOOE	CO	TOTAL	PS	MOOE	Fin. Exp	CO	TOTAL	
14	15	16=(12+13+14+15)	17=(11+16)	18=(6+17)	19	20	21	22=(19+20+21)	23	24	25	26	27=(23+24+25+26)	28
-	-	6,032,843.15	131,617,683.91	759,355,435.69	-	-	-	-	407,786,231.22	268,411,088.47	-	83,158,116.00	759,355,435.69	
-	-	101,328.15	734,362.68	935,022.96	-	-	-	-	482,882.47	452,140.49	-	-	935,022.96	
-	-	718,385.44	11,409,941.20	32,420,648.77	-	-	-	-	21,242,709.95	8,936,867.39	-	2,241,071.43	32,420,648.77	
-	-	208,632.92	2,050,024.48	9,625,234.25	-	-	-	-	7,331,092.51	2,294,141.74	-	-	9,625,234.25	
-	-	910,546.16	8,452,053.18	36,591,820.79	-	-	-	-	21,967,340.93	13,808,128.61	-	816,351.25	36,591,820.79	
-	-	-	9,716.65	7,035,833.27	-	-	-	-	6,610,521.18	425,312.09	-	-	7,035,833.27	
-	-	623,978.43	7,964,048.40	53,953,220.19	-	-	-	-	38,000,078.98	15,732,558.47	-	220,582.74	53,953,220.19	
-	-	-	-	-	-	-	-	-	-	-	-	-	-	
-	-	497,677.47	6,397,006.50	39,629,539.63	-	-	-	-	24,921,787.37	14,707,752.26	-	-	39,629,539.63	
-	-	-	-	-	-	-	-	-	-	-	-	-	-	
-	-	-	-	7,520,590.16	-	-	-	-	7,520,590.16	-	-	-	7,520,590.16	
-	-	-	2,633,701.63	41,408,471.60	-	-	-	-	34,780,501.50	6,627,970.10	-	-	41,408,471.60	
-	-	-	-	-	-	-	-	-	-	-	-	-	-	
-	-	-	-	24,747.16	-	-	-	-	-	24,747.16	-	-	24,747.16	
-	-	489,778.31	1,592,083.70	43,073,751.47	-	-	-	-	23,578,850.46	19,133,914.02	-	360,986.99	43,073,751.47	
-	-	-	-	-	-	-	-	-	-	-	-	-	-	
-	-	-	-	629,918.49	-	-	-	-	-	629,918.49	-	-	629,918.49	
-	-	90,451.80	1,777,840.74	38,573,012.90	-	-	-	-	30,191,797.63	8,381,215.27	-	-	38,573,012.90	
-	-	-	-	-	-	-	-	-	-	-	-	-	-	
-	-	-	-	469,287.50	-	-	-	-	-	469,287.50	-	-	469,287.50	
-	-	219,930.49	1,117,080.00	37,043,365.72	-	-	-	-	27,118,644.30	9,924,721.42	-	-	37,043,365.72	
-	-	-	-	-	-	-	-	-	-	-	-	-	-	
-	-	-	-	3,584,906.28	-	-	-	-	-	3,584,906.28	-	-	3,584,906.28	
-	-	1,056,881.00	1,529,881.39	68,448,001.41	-	-	-	-	29,833,905.91	38,487,758.65	-	126,336.85	68,448,001.41	
-	-	-	-	-	-	-	-	-	-	-	-	-	-	
-	-	-	-	1,918,157.64	-	-	-	-	-	1,070,349.64	-	847,808.00	1,918,157.64	
-	-	302,396.96	6,683,696.39	43,919,893.46	-	-	-	-	24,394,922.65	16,179,831.29	-	3,345,139.52	43,919,893.46	
-	-	-	-	-	-	-	-	-	-	-	-	-	-	
-	-	-	-	3,538,905.97	-	-	-	-	-	3,538,905.97	-	-	3,538,905.97	
-	-	381,810.38	5,418,466.48	81,699,618.59	-	-	-	-	50,761,928.65	29,260,757.24	-	1,676,932.70	81,699,618.59	
-	-	-	-	-	-	-	-	-	-	-	-	-	-	
-	-	-	26,984,551.60	28,771,008.75	-	-	-	-	-	2,442,707.15	-	26,328,301.60	28,771,008.75	
-	-	431,045.64	46,863,228.89	178,540,478.73	-	-	-	-	59,048,676.57	72,297,197.24	-	47,194,604.92	178,540,478.73	



Funding Sources Code (as clustered) :

: 01101101 Regular Agency Fund

PARTICULARS	CURRENT YEAR BUDGET					PRIOR YEAR'S BUDGET							
	PS	MOOE	Fin. Exp	CO	Total	PRIOR YEAR'S ACCOUNTS PAYABLE					CURRENT YEAR'S BUDGET		
						PS	MOOE	Fin. Exp	CO	Sub-Total	PS	MOOE	Fin. Exp
1	2	3	4	5	6= (2+3+4+5)	7	8	9	10	11= (7+8+9+10)	12	13	14
Working Fund (NCA issued to BTR)													
Tax Remittance Advices Issued (TRA)	49,230,657.96	10,303,723.17	-	-	59,534,381.13	-	2,482,350.10	-	4,828,618.19	7,310,968.29	-	178,751.85	
					-					-			
Jan	3,367,435.32	17,863.85	-	-	3,385,299.17	-	232,315.44	-	133,928.57	366,244.01	-	6,019.16	
Feb	3,085,101.35	57,375.67	-	-	3,142,477.02	-	422,369.71	-	43,729.70	466,099.41	-	15,155.91	
Mar	3,241,358.89	312,538.28	-	-	3,553,897.17	-	475,485.62	-	12,485.82	487,971.44	-	-	
Apr	3,234,309.15	392,175.28	-	-	3,626,484.43	-	292,181.23	-	-	292,181.23	-	25,343.25	
May	3,424,811.22	30,421.83	-	-	3,455,233.05	-	175,441.87	-	-	175,441.87	-	-	
Jun	3,357,515.30	862,912.23	-	-	4,220,427.53	-	91,512.30	-	20,433.22	111,945.52	-	28,561.13	
Jul	3,385,850.31	436,549.96	-	-	3,822,400.27	-	151,642.35	-	-	151,642.35	-	-	
Aug	5,113,580.82	413,306.96	-	-	5,526,887.78	-	52,329.97	-	-	52,329.97	-	14,662.04	
Sep	3,383,016.32	1,916,999.43	-	-	5,300,015.75	-	19,622.46	-	7,151.15	26,773.61	-	43,370.70	
Oct	3,366,995.12	528,098.10	-	-	3,895,093.22	-	227,489.29	-	225,093.50	452,582.79	-	21,016.32	
Nov	3,497,649.11	1,687,780.20	-	-	5,185,429.31	-	225,913.09	-	57,837.22	283,750.31	-	10,574.10	
Dec	10,773,035.05	3,647,701.38	-	-	14,420,736.43	-	116,046.77	-	4,327,959.01	4,444,005.78	-	14,049.24	
Cash Disbursement Ceiling (CDC)					-					-			
Non-Cash Availment Authority (NCAA)					-					-			
Others (CDT, BTr Docs Stamps, etc)					-					-			
Total	454,489,818.78	229,774,885.25	-	3,007,428.88	687,272,132.91	2,421,448.56	45,495,055.18	-	84,979,305.31	132,895,809.05	105,621.84	6,105,973.16	

AR ACCOUNTS PAYABLE				SUB-TOTAL	TRUST LIABILITIES				GRAND TOTAL					Remarks
n. Exp	CO	Sub-Total	TOTAL		PS	MOOE	CO	TOTAL	PS	MOOE	Fin. Exp	CO	TOTAL	
14	15	16=(12+13+14+15)	17=(11+16)	18=(6+17)	19	20	21	22=(19+20+21)	23	24	25	26	27=(23+24+25+26)	28
-	-	178,751.85	7,489,720.14	67,024,101.27	-	-	-	-	49,230,657.96	12,964,825.12	-	4,828,618.19	67,024,101.27	
-	-	-	-	-	-	-	-	-	-	-	-	-	-	
-	-	6,019.16	372,263.17	3,757,562.34	-	-	-	-	3,367,435.32	256,198.45	-	133,928.57	3,757,562.34	
-	-	15,155.91	481,255.32	3,623,732.34	-	-	-	-	3,085,101.35	494,901.29	-	43,729.70	3,623,732.34	
-	-	-	487,971.44	4,041,868.61	-	-	-	-	3,241,358.89	788,023.90	-	12,485.82	4,041,868.61	
-	-	25,343.25	317,524.48	3,944,008.91	-	-	-	-	3,234,309.15	709,699.76	-	-	3,944,008.91	
-	-	-	175,441.87	3,630,674.92	-	-	-	-	3,424,811.22	205,863.70	-	-	3,630,674.92	
-	-	28,561.13	140,506.65	4,360,934.18	-	-	-	-	3,357,515.30	982,985.66	-	20,433.22	4,360,934.18	
-	-	-	151,642.35	3,974,042.62	-	-	-	-	3,385,850.31	588,192.31	-	-	3,974,042.62	
-	-	14,662.04	66,992.01	5,593,879.79	-	-	-	-	5,113,580.82	480,298.97	-	-	5,593,879.79	
-	-	43,370.70	70,144.31	5,370,160.06	-	-	-	-	3,383,016.32	1,979,992.59	-	7,151.15	5,370,160.06	
-	-	21,016.32	473,599.11	4,368,692.33	-	-	-	-	3,366,995.12	776,603.71	-	225,093.50	4,368,692.33	
-	-	10,574.10	294,324.41	5,479,753.72	-	-	-	-	3,497,649.11	1,924,267.39	-	57,837.22	5,479,753.72	
-	-	14,049.24	4,458,055.02	18,878,791.45	-	-	-	-	10,773,035.05	3,777,797.39	-	4,327,959.01	18,878,791.45	
-	-	-	-	-	-	-	-	-	-	-	-	-	-	
-	-	-	-	-	-	-	-	-	-	-	-	-	-	
-	-	-	-	-	-	-	-	-	-	-	-	-	-	
-	-	6,211,595.00	139,107,404.05	826,379,536.96	-	-	-	-	457,016,889.18	281,375,913.59	-	87,986,734.19	826,379,536.96	-

2

## MONTHLY REPORT OF DISBURSEMENT

January to December 2020

Department : Department of Finance (DOF)  
 Agency : Office of the Secretary  
 Operating Unit :  
 Organizational Code (UACS) : 11  
 Funding Sources Code (as clustered) : 01101101 Regular Agency Fund

PARTICULARS	CURRENT YEAR BUDGET				
	PS	MOOE	Fin. Exp	CO	Total
1	2	3	4	5	6 = (2+3+4+5)
<b>SUMMARY:</b>					
<b>Fund : Regular Agency Fund</b>					
<b>CY 2020</b>					
<b>Total Disbursement Authorities Received:</b>					
Notice of Cash Allocation (MDS 2177-90002-1)					991,141,720.00
January				64,378,000.00	
February				64,750,359.00	
March				64,195,000.00	
April				102,170,000.00	
May				120,269,386.00	
June				60,048,000.00	
July				45,749,000.00	
August				37,000,000.00	
September				71,622,689.00	
October				55,230,246.00	
November				222,148,803.00	
December				83,580,237.00	
Working fund					
TRA					67,024,101.27
CDC					
NCAA					
Others (CDT, BTr docs Stamp, etc.)					
Total					1,058,165,821.27
Less: Notice of Transfer allocation (NTA) issued					
<b>Total Disbursement Authorities Available:</b>					
Less: Lapsed NCA - 1st Qrt					(52,761,578.77)
Lapsed NCA - 2nd Qrt					(150,836,044.10)
Lapsed NCA - 3rd Qrt					(5,623,196.70)
Lapsed NCA - 4th Qrt					(22,571,222.86)
Disbursements (MDS Checks/ADA/TRA)					(826,379,536.96)
Add/Less: Adjustments (e.g. cancelled/staled checks)					5,758.12
Balance of Disbursement Authorities as of to date					(0.00)
<b>Total Disbursement Program (including TRA) Revised</b>					<b>1,171,562,000.00</b>
Less: Actual Disbursements					(826,373,778.84)
<b>(Over)/Under Spending</b>					<b>345,188,221.16</b>

Note: The use of NTA is Discouraged

Certified Correct:

LOLITA R. VERDADERO

Agency Chief Accountant




# MONTHLY REPORT OF DISBURSEMENTS

January to December 2020

Department : Department of Finance (DOF)  
 Agency : Office of the Secretary  
 Operating Unit :  
 Organizational Code (UACS) : 11  
 Funding Sources Code (as clustered) : Special Account/Foreign Assisted Grants (NPGA4)

PARTICULARS	CURRENT YEAR BUDGET					PRIOR YEAR'S BUDGET								
	PS	MOOE	Fin. Exp	CO	Total	PRIOR YEAR'S ACCOUNTS PAYABLE					CURRENT YEAR ACCOUNTS PAY			
						PS	MOOE	Fin. Exp	CO	Sub-Total	PS	MOOE	Fin. Exp	
1	2	3	4	5	6= (2+3+4+5)	7	8	9	10	11= (7+8+9+10)	12	13	14	
Notice of Cash Allocation (NCA)	-	-	-	-	-	-	2,921,327.26	-	-	2,921,327.26	-	-	-	
January to May (no transactions)														
MDS Checks Issued	-	-	-	-	-					-				
Advice to Debit Account	-	-	-	-	-					-				
June														
MDS Checks Issued	-	-	-	-	-					-				
Advice to Debit Account	-	-	-	-	-		2,921,327.26			2,921,327.26				
July to December (no transaction)														
MDS Checks Issued	-	-	-	-	-					-				
Advice to Debit Account	-	-	-	-	-					-				
Working Fund (NCA issued to BTR)					-					-				
Tax Remittance Advices Issued (TRA)	-	-	-	-	-	-	635,071.14	-	-	635,071.14	-	-	-	
January to May (no transaction)					-					-				
June					-		635,071.14			635,071.14				
July to December (no transaction)					-					-				
Cash Disbursement Ceiling (CDC)					-					-				
Non-Cash Availment Authority (NCAA)					-					-				
Others (CDT, BTr Docs Stamps, etc)					-					-				
<b>Total</b>	-	-	-	-	-	-	3,556,398.40	-	-	3,556,398.40	-	-	-	



FAR No. 4

2/10/2021 20:26

*Acctg*

TABLE			SUB-TOTAL	TRUST LIABILITIES				GRAND TOTAL					Remarks
CO	Sub-Total	TOTAL		PS	MOOE	CO	TOTAL	PS	MOOE	Fin. Exp	CO	TOTAL	
15	16=(12+13+14+15)	17=(11+16)	18=(6+17)	19	20	21	22=(19+20+21)	23	24	25	26	27=(23+24+25+26)	28
-	-	2,921,327.26	2,921,327.26	-	-	-	-	-	2,921,327.26	-	-	2,921,327.26	
-	-	-	-	-	-	-	-	-	-	-	-	-	
-	-	-	-	-	-	-	-	-	-	-	-	-	
-	-	-	-	-	-	-	-	-	-	-	-	-	
-	-	2,921,327.26	2,921,327.26	-	-	-	-	-	2,921,327.26	-	-	2,921,327.26	
-	-	-	-	-	-	-	-	-	-	-	-	-	
-	-	-	-	-	-	-	-	-	-	-	-	-	
-	-	-	-	-	-	-	-	-	-	-	-	-	
-	-	635,071.14	635,071.14	-	-	-	-	-	635,071.14	-	-	635,071.14	
-	-	-	-	-	-	-	-	-	-	-	-	-	
-	-	635,071.14	635,071.14	-	-	-	-	-	635,071.14	-	-	635,071.14	
-	-	-	-	-	-	-	-	-	-	-	-	-	
-	-	-	-	-	-	-	-	-	-	-	-	-	
-	-	-	-	-	-	-	-	-	-	-	-	-	
-	-	-	-	-	-	-	-	-	-	-	-	-	
-	-	3,556,398.40	3,556,398.40	-	-	-	-	-	3,556,398.40	-	-	3,556,398.40	

## NPGA4

## SUMMARY:


Fund: Special Account-Foreign Assisted/Grant NPGA4

CY 2020


## Total Disbursement Authorities Received:

Notice of Cash Allocation (MDS 2177-9013-53)	2,921,328.00
January	-
February	-
March	-
April	2,921,328.00
May	-
June	-
July	-
August	-
September	-
October	-
November	-
December	-
Working fund	-
TRA	635,071.14
CDC	-
NCAA	-
Others (CDT, BTr docs Stamp, etc.)	-
Total	3,556,399.14
Less: Notice of Transfer allocation (NTA) issued	-
Total Disbursement Authorities Available:	3,556,399.14
Deduct: Lapsed NCA	(0.74)
Disbursements	(3,556,398.40)
Balance of Disbursement Authorities as of to date	-
Total (Cash) Disbursement Program	3,556,399.14
Less: Actual Disbursements	(3,556,398.40)
(Over)/Under Spending	0.74

Certified Correct:

  
 Lolita R. Verdadero

Chief Accountant






# MONTHLY REPORT OF DISBURSEMENTS

January to December 2020

Department : Department of Finance (DOF)  
 Agency : Office of the Secretary  
 Operating Unit :  
 Organizational Code (UACS) : 11  
 Funding Sources Code (as clustered) : Special Account/Foreign Assisted Grants (KFW-IDF)

PARTICULARS	CURRENT YEAR BUDGET					PRIOR YEAR'S BUDGET							
	PS	MOOE	Fin. Exp	CO	Total	PRIOR YEAR'S ACCOUNTS PAYABLE					CURRENT YEAR ACCO		
						PS	MOOE	Fin. Exp	CO	Sub-Total	PS	MOOE	Fin. Exp
1	2	3	4	5	6= (2+3+4+5)	7	8	9	10	11= (7+8+9+10)	12	13	14
Notice of Cash Allocation (NCA)	-	1,777,612.07	-	-	1,777,612.07	-	79,980,727.05	-	-	79,980,727.05	-	-	-
January to May (no transactions)													
MDS Checks Issued	-	-	-	-	-					-			
Advice to Debit Account	-	-	-	-	-					-			
June													
MDS Checks Issued (Cefir)	-	-	-	-	-					-			
Advice to Debit Account (Cefir)	-	-	-	-	-		5,538,944.53			5,538,944.53			
July to August (no transaction)													
MDS Checks Issued	-	-	-	-	-					-			
Advice to Debit Account	-	-	-	-	-					-			
September													
MDS Checks Issued (Cefir)	-	-	-	-	-					-			
Advice to Debit Account (Cefir)	-	87,246.50	-	-	87,246.50		63,311,326.88			63,311,326.88			
MDS Checks Issued (Capdev)	-	-	-	-	-		1,388,008.89			1,388,008.89			
Advice to Debit Account (Capdev)	-	-	-	-	-					-			
October and November (no transaction)													
MDS Checks Issued	-	-	-	-	-					-			
Advice to Debit Account	-	-	-	-	-					-			
December													
MDS Checks Issued (Cefir)	-	-	-	-	-					-			
Advice to Debit Account (Cefir)	-	197,448.66	-	-	197,448.66		9,742,446.75			9,742,446.75			
MDS Checks Issued (Capdev)	-	1,492,916.91	-	-	1,492,916.91					-			
Advice to Debit Account (Capdev)	-	-	-	-	-					-			
Working Fund (NCA issued to BTR)					-					-			
Tax Remittance Advices Issued (TRA)	-	11,176.34	-	-	11,176.34	-	5,412,937.28	-	-	5,412,937.28	-	-	-
January to May (no transaction)					-					-			
June (Cefir)					-		365,100.55			365,100.55			

Accts



FAR No. 4

2/10/2021 20:22

UNTS PAYABLE				SUB-TOTAL	TRUST LIABILITIES				GRAND TOTAL					Remarks
CO	Sub-Total	TOTAL	PS		MOOE	CO	TOTAL	PS	MOOE	Fin. Exp	CO	TOTAL		
15	16=(12+13+14+15)	17=(11+16)	18=(6+17)	19	20	21	22=(19+20+21)	23	24	25	26	27=(23+24+25+26)	28	
-	-	-	79,980,727.05	81,758,339.12	-	-	-	-	-	81,758,339.12	-	-	81,758,339.12	
		-	-	-			-	-	-	-	-	-		
		-	-	-			-	-	-	-	-	-		
		-	-	-			-	-	-	-	-	-		
		-	5,538,944.53	5,538,944.53			-	-	5,538,944.53	-	-	5,538,944.53		
		-	-	-			-	-	-	-	-	-		
		-	-	-			-	-	-	-	-	-		
		-	-	-			-	-	-	-	-	-		
		-	63,311,326.88	63,398,573.38			-	-	63,398,573.38	-	-	63,398,573.38		
		-	1,388,008.89	1,388,008.89			-	-	1,388,008.89	-	-	1,388,008.89		
		-	-	-			-	-	-	-	-	-		
		-	-	-			-	-	-	-	-	-		
		-	-	-			-	-	-	-	-	-		
		-	9,742,446.75	9,939,895.41			-	-	9,939,895.41	-	-	9,939,895.41		
		-	-	1,492,916.91			-	-	1,492,916.91	-	-	1,492,916.91		
		-	-	-			-	-	-	-	-	-		
		-	-	-			-	-	-	-	-	-		
		-	-	-			-	-	-	-	-	-		
		-	5,412,937.28	5,424,113.62			-	-	5,424,113.62	-	-	5,424,113.62		
		-	-	-			-	-	-	-	-	-		
		-	365,100.55	365,100.55			-	-	365,100.55	-	-	365,100.55		

*[Signature]*

Funding Sources Code (as clustered) : : Special Account/Foreign Assisted Grants (KFW-IDF)

PARTICULARS	CURRENT YEAR BUDGET					PRIOR YEAR'S ACCOUNTS PAYABLE					PRIOR YEAR'S BUDGET		CURRENT YEAR ACC	
	PS	MOOE	Fin. Exp	CO	Total	PS	MOOE	Fin. Exp	CO	Sub-Total	PS		MOOE	Fin. F
1	2	3	4	5	6= (2+3+4+5)	7	8	9	10	11= (7+8+9+10)	12		13	14
July to August (no transaction)					-					-				
September (Cefir)					-		4,225,174.92			4,225,174.92				
September (Capdev)					-		173,165.36			173,165.36				
October to November (no transaction)					-					-				
December (Cefir)		11,176.34			11,176.34		649,496.45			649,496.45				
December (Capdev)					-					-				
Cash Disbursement Ceiling (CDC)					-					-				
Non-Cash Availment Authority (NCAA)					-					-				
Others (CDT, BTr Docs Stamps, etc)					-					-				
Total	-	1,788,788.41	-	-	1,788,788.41	-	85,393,664.33	-	-	85,393,664.33	-		-	



[illegible]

**SUMMARY:**

Fund: Special Account-Foreign Assisted/Grant KFW-IDF

CY 2020

**Total Disbursement Authorities Received:**

Notice of Cash Allocation (MDS 2177-9016-39)	89,595,083.00
--	---------------

January	-
February	-
March (IABPI)	511,223.00
April	-
May (Cefir)	5,580,390.00
June	-
July	-
August (Capdev)	2,826,250.00
September (Capdev)	5,343,750.00
September (Cefir)	63,398,574.00
October (Capdev)	532,000.00
November (Capdev)	793,250.00
December (Capdev)	669,750.00
December (Cefir)	9,939,896.00
Working fund	-
TRA	5,424,113.62
CDC	-
NCAA	-
Others (CDT, BTr docs Stamp, etc.)	-
<b>Total</b>	<b>95,019,196.62</b>

Less: Notice of Transfer allocation (NTA) issued

<b>Total Disbursement Authorities Available:</b>	<b>95,019,196.62</b>
--	----------------------

Less: Lapsed NCA (IABPI)	(511,223.00)
Lapsed NCA (Cefir)	(41,446.68)
Lapsed NCA (Capdev)	(7,284,074.20)
Disbs (MDS Checks/ADA/TRA) IABPI	-
Disbs (MDS Checks/ADA/TRA) Cefir	(84,128,361.58)
Disbs (MDS Checks/ADA/TRA) Capdev	(3,054,091.16)

**Balance of Disbursement Authorities as of to date**

Total (Cash) Disbursement Program (IABPI)	511,223.00
Total (Cash) Disbursement Program (Cefir)	83,065,644.30
Total (Cash) Disbursement Program (Capdev)	3,556,174.25
Less: Actual Disbursements	(87,182,452.74)
<b>(Over)/Under Spending</b>	<b>(49,411.19)</b>

Certified Correct:

  
 Lolita R. Verdadero

Chief Accountant

8