



QUARTERLY PHYSICAL REPORT OF OPERATIONS (QPRO)

As of September 30, 2015

DEPARTMENT: DEPARTMENT OF FINANCE
AGENCY: OFFICE OF THE SECRETARY
OPERATING UNIT:
ORGANIZATION CODE (UACS): 110010000000

X	Current Year Appropriations
	Supplemental Appropriations
	Continuing Appropriations
	Off-Budget Account

PARTICULARS	UACS CODE	Physical Targets					Physical Accomplishments					Variance as of Sept. 30, 2015	Remarks
		1st Quarter	2nd Quarter	3rd Quarter	4th Quarter	Total	1st Quarter	2nd Quarter	3rd Quarter	4th Quarter	Total		
1	2	3	4	5	6	7 = (3+4+5+6)	8	9	10	11	12=(8+9+10+11)	13	14
PART A													
I. OPERATIONS													
MFO 1: Financial Sector and Fiscal Policy Services (Domestic and International)	0000030100 00000												
<i>Performance Indicator Set 1:</i>													
<i>Quantity:</i> Number of plans and policy advisories developed and issued or updated and disseminated		0	0	0	4	4	2.25	1.75	0.75		4.75	0.75	
<i>Quality:</i> Percentage of stakeholders who rate DOF plans/ policy advisories as good or better					80%	80%	100%	100%	100%				
<i>Timeliness:</i> Percentage of plans and policy advisories that have been updated, issued and disseminated within the last 3 years					80%	80%	100%	100%	100%				
MFO 2: Public Sector Financial Resources Management Services	0000030200 00000												
<i>Performance Indicator Set 1: Revenue Integrity Protection and Services</i>													
<i>Quantity 1:</i> Number of personnel investigated		18	20	20	14	72	0	24	30		54	(18)	RIPS is undermanned. At present, RIPS has only 18 filled-up positions out of the 35 plantilla positions. Out of the 18 personnel, there are only 8 investigators & 1 lawyer. Further, for the 3rd quarter, RIPS personnel focused on the Case Management System (CMS) which is part of the grant of MCA-P. Part I of User Acceptance Testing (UAT) was scheduled the whole month of September while Part II will be on October
<i>Quantity 2:</i> Number of personnel charged with OMB or CSC		8	11	11	7	37	4	14	2		20	(17)	


PARTICULARS	UACS CODE	Physical Targets					Physical Accomplishments					Variance as of Sept. 30, 2015	Remarks
		1st Quarter	2nd Quarter	3rd Quarter	4th Quarter	Total	1st Quarter	2nd Quarter	3rd Quarter	4th Quarter	Total		
1	2	3	4	5	6	7 = (3+4+5+6)	8	9	10	11	12=(8+9+10+11)	13	14
<i>Quality:</i> Percentage of personnel charged by appropriate authority over the number of personnel investigated		44%	55%	55%	50%	51%	-	58%	7%				Not all investigated personalities are charged since there are instances when RIPS does not find sufficient basis to file a complaint against subject personnel. Further, compliances from government agencies takes awhile which makes the investigation longer. These indicators were proposed to be removed in 2016 Targets and was already approved by DBM
<i>Timeliness:</i> Percentage of investigation completed within the prescribed period		100%	100%	100%	100%	100%	100%	100%	100%				
<i>Performance Indicator Set 2: GOCC Monitoring</i>													
<i>Quantity:</i> Amount collected as dividend from GOCCs		0	0	0	P 6.0 B	P 6.0 B *	P19.410 B	P8.887 B	P1.001 B		P 29.298 B **	P 23.298 B	Intensive collection of prior years dividends and stricter enforcement of Dividend Law
<i>Quality:</i> Percentage of dividend collected over target dividend		NA	NA	NA	100%	100%	324%	148%	17%		488%		
<i>Timeliness:</i> Dividend from GOCCs collected within the prescribed period		NA	NA	NA	100% collection by 4th quarter of the target year	100% collection by 4th quarter of the target year	324%	148%	17%		488%		
<i>Performance Indicator Set 3: Negotiation of International Loans</i>													
<i>Quantity 1:</i> Value of foreign loans and grants negotiated		US\$ 200 M	US\$ 100 M	US\$ 100 M	US\$ 100 M	> = US\$ 500 M	US\$ 254 M	US\$ 58 M	US\$ 338 M		US\$ 650 M	US\$ 150 M	
<i>Quantity 2:</i> Number of foreign loans and grants negotiated		2	2	2	1	> = 7	7	3	7		17	10	
<i>Quality:</i> Percentage of ODA loans obtained annually compliant to the Weighted Average Grant Element as set under the Law		100%	100%	100%	100%	100%	100%	100%	100%				
<i>Timeliness:</i> Percentage of foreign loans and grants negotiated within the agreed schedule		N/A	N/A	N/A	N/A	N/A	N/A	N/A	N/A				
MFO 3: Municipal Development Fund Administration Services													
0000030300 00000													
<i>Performance Indicator Set 1:</i>													
<i>Quantity 1:</i> Number of applications for grants and loans acted upon		15	15	15	10	55	46	41	22		109	54	The actual accomplishment exceeded the target due to influx in ARCP 2-PBGS applications
<i>Quantity 2:</i> Number of grants and loans approved		10	10	10	10	40	33	48	15		96	56	
<i>Quantity 3:</i> Number of loans and grants under management		101	103	173	82	459	152	148	159		459	0	
<i>Quantity 4:</i> Value of loans and grants under management (in Million)		322.39 M	485.31 M	740.08 M	623.44 M	2,171.22 M	980.57 M	303.05 M	386.68 M		1,670.30 M	(500.92 M)	
<i>Quality:</i> Percentage of loans with one or more interest payments in arrears by 30 days or more		10%	10%	10%	10%	10%	10%	10%	10%				
<i>Timeliness 1:</i> Percentage of applications acted upon within 2 weeks		80%	80%	80%	80%	80%	80%	80%	91%				
<i>Timeliness 2:</i> Percentage of borrowers that are default on an interest or principal repayment after one (1) month grace period		28%	28%	28%	28%	28%	28%	28%	26%				

PARTICULARS	UACS CODE	Physical Targets					Physical Accomplishments					Variance as of Sept. 30, 2015	Remarks
		1st Quarter	2nd Quarter	3rd Quarter	4th Quarter	Total	1st Quarter	2nd Quarter	3rd Quarter	4th Quarter	Total		
1	2	3	4	5	6	7 = (3+4+5+6)	8	9	10	11	12=(8+9+10+11)	13	14
PART B													
MAJOR PROGRAMS/ PROJECTS													
KRA No. 1 - Anti-Corruption, Transparent, Accountable and Participatory Governance													
Program Budgeting:													
MPP 2- Revenue Integrity Protection and Services													
1. Number of personnel investigated		18	20	20	14	72	0	24	30		54	(18)	RIPS is undermanned. At present, RIPS has only 18 filled-up positions out of the 35 plantilla positions. Out of the 18 personnel, there are only 8 investigators & 1 lawyer. Further, for the 3rd quarter, RIPS personnel focused on the Case Management System (CMS) which is part of the grant of MCA-P. Part I of User Acceptance Testing (UAT) was scheduled the whole month of September while Part II will be in October. Not all investigated personalities are charged since there are instances when RIPS does not find sufficient basis to file a complaint against subject personnel. Further, compliances from government agencies takes awhile which makes the investigation longer. These indicators were proposed to be removed in 2016 Targets and was already approved by DBM.
2. Number of personnel charged with OMB or CSC		8	11	11	7	37	4	14	2		20	(17)	
3. Percentage of personnel charged by appropriate authority over the number of personnel investigated		44%	55%	55%	50%	51%	-	58%	7%				
4. Percentage of investigation completed within the prescribed period		100%	100%	100%	100%	100%	100%	100%	100%				


NOTE: * Conservative estimates in view of policy direction to streamline the government corporate sector. However, P5.5 Bn was considered in the revenue program under 2015 BESF.

** Preliminary figures per BTR report as of 07 October 2015.


Prepared by:


MARICEL V. ESCOBAR
 Officer-in-Charge, Budget Division

Reviewed by:


MA. LUISA M. NOTARIO
 Officer-in-Charge, CFMO

Approved by:


MA. LOURDES B. RECENTE
 Assistant Secretary & Chief of Staff