



FY 2025 PROPOSED BUDGET OF THE DEPARTMENT OF FINANCE

RALPH G. RECTO
SECRETARY OF FINANCE

27 August 2024



DOF'S ACCOMPLISHMENTS

Our refined Medium-Term Fiscal Program ensures the following:



Reduce debt and deficit gradually in a realistic manner



Create more and better jobs



Increase people's income



Reduce the poverty rate

R&I recently upgraded the Philippines' credit rating to

A-

STABLE OUTLOOK


This reflects robust investor confidence in the country's high economic growth, strong fiscal position, and promising outlook.



We have a strong labor market and growing middle-class

June 2024 Labor Force Survey (year-on-year)

50.3 M ↑
No. of Employed
Individuals



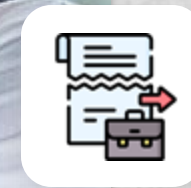
96.9% ↑
Employment
Rate



12.1% ↓
Underemployment
Rate



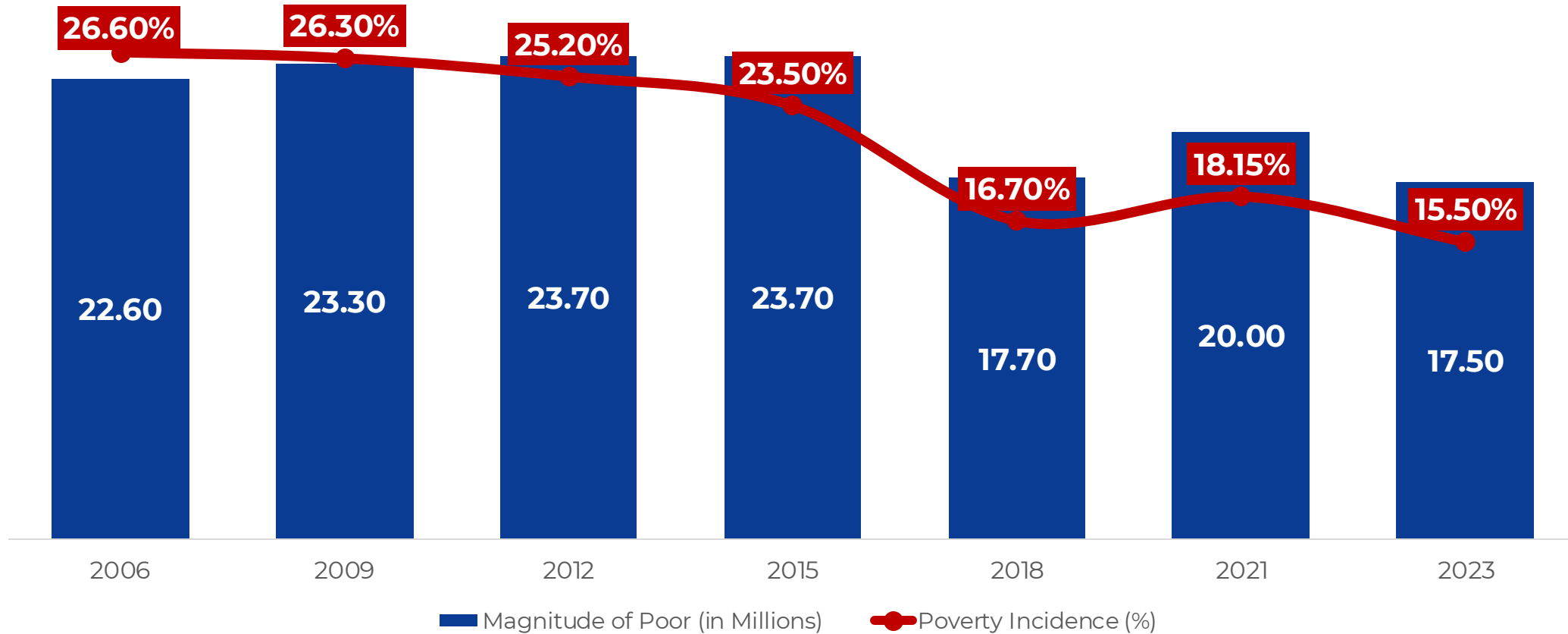
3.1% ↓
Unemployment
Rate



63.8% or the majority of the workforce are wage and salary workers.

Our ultimate goal is to reduce poverty incidence to a single-digit or 9% by 2028

Poverty Incidence Among the Population



We are on track to meet our fiscal program for the year

Particulars (in PHP Billion)	January - July			
	2023	2024	Diff	YoY (in %)
REVENUES	2,271.9	2,606.9	335.1	14.8
<i>as percent to GDP*</i>	16.2	17.1		
Tax Revenues	2,016.6	2,238.1	221.5	11.0
<i>as percent to GDP*</i>	14.5	14.6		
<i>BIR</i>	1,492.3	1,681.8	189.5	12.7
<i>BOC</i>	506.5	535.9	29.4	5.8
<i>Other Offices</i>	17.8	20.4	2.6	14.9
Non-tax Revenues	255.3	368.8	113.5	44.5
<i>as percent to GDP*</i>	1.7	2.5		
<i>BTr</i>	143.8	183.8	40.0	27.8
<i>Other Offices</i>	111.5	185.0	73.5	66.0
EXPENDITURES	2,871.4	3,249.7	378.3	13.2
<i>as percent to GDP*</i>	21.0	21.9		
SURPLUS/ (DEFICIT)	(599.5)	(642.8)	(43.2)	(7.2)
<i>as percent to GDP*</i>	-4.8	-4.9		


*As percent of GDP is for the first semester (January to June)

Source: BTR

The BRAVE digitalization strategies and the balikatan with allied agencies will kick our revenue operations into high gear

B

Border Security Enhancement



R

Revenue Collection and Revenue-Base Protection



A

Adaptive Regulations and Compliance Monitoring



V

Vigilant Enforcement Operations and Vigorous Intelligence Gathering Activities



E

Effective Engagement with Stakeholders and Inter-agency Cooperation



The medium-term fiscal program ensures a strategic and growth-enhancing fiscal consolidation

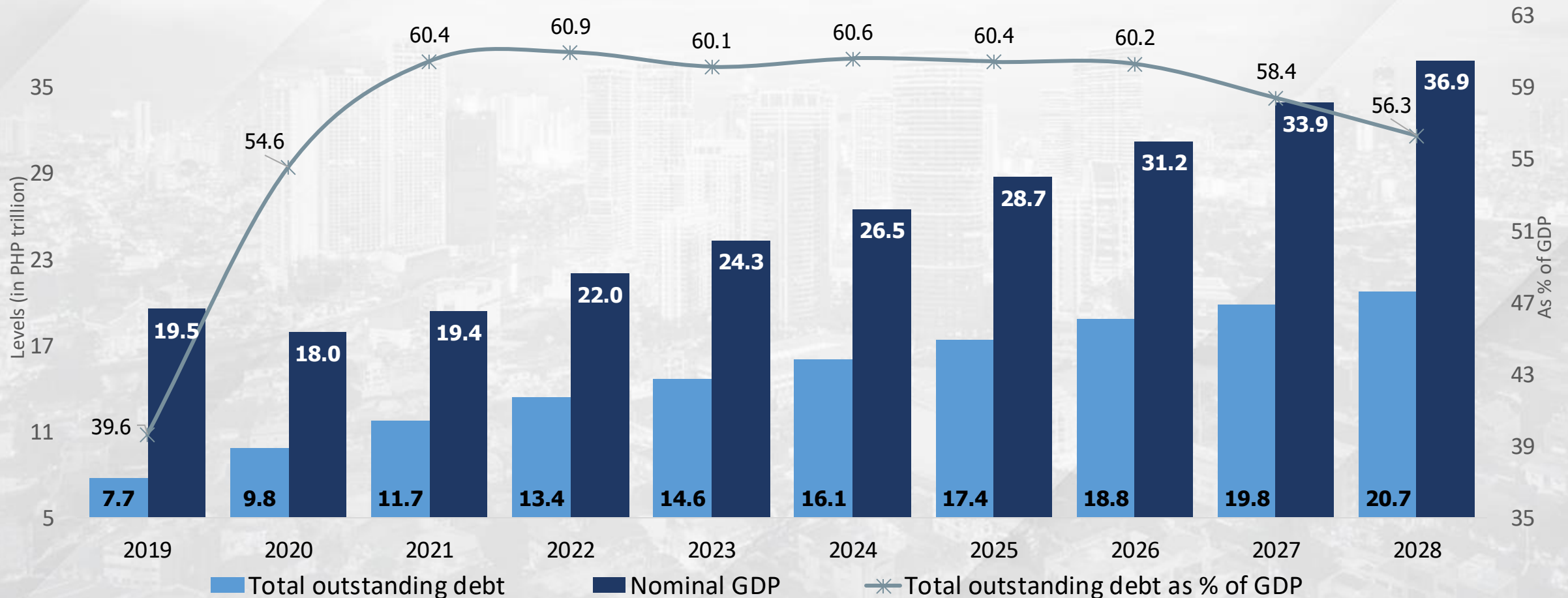
Particulars (in PHP billion)	2023 (Actual)	2024 (Program)	2025 (Program)	2026 (Program)	2027 (Program)	2028 (Program)
Revenues	3,824.1	4,269.9	4,644.4	5,063.2	5,627.5	6,249.6
<i>Growth rate</i>		11.66	8.77	9.02	11.14	11.05
<i>as percent of GDP</i>	15.73	16.12	16.15	16.21	16.59	16.96
Tax Revenues	3,429.3	3,820.3	4,332.6	4,838.7	5,385.7	5,991.7
<i>Growth rate</i>		11.40	13.41	11.68	11.30	11.25
<i>as percent of GDP</i>	14.10	14.42	15.07	15.49	15.87	16.26
Non-tax Revenues	394.8	449.6	311.8	224.5	241.9	257.9
<i>Growth rate</i>		13.88	-30.65	-28.00	7.74	6.62
<i>as percent of GDP</i>	1.62	1.70	1.08	0.72	0.71	0.70
Disbursements	5,336.2	5,754.3	6,182.1	6,540.1	7,027.0	7,621.5
<i>Growth rate</i>		7.83	7.44	5.79	7.45	8.46
<i>as percent of GDP</i>	21.94	21.72	21.50	20.94	20.71	20.68
Deficit	(1,512.1)	(1,484.3)	(1,537.7)	(1,476.8)	(1,399.5)	(1,371.9)
<i>Growth rate</i>		-1.84	3.60	-3.96	-5.24	-1.97
<i>as percent of GDP</i>	-6.22	-5.60	-5.35	-4.73	-4.13	-3.72
Nominal GDP	24,318.6	26,495.6	28,749.8	31,230.9	33,926.2	36,854.0
<i>Growth rate</i>	10.40	9.00	8.50	8.60	8.60	8.60

We continue to manage our debt according to the highest standards of fiscal discipline

Particulars (In PHP billion)	2023 (Actual)	2024 (Emerging)	Jan-June 2024	2025 (Program)	2026 (Program)	2027 (Program)	2028 (Program)
Gross Financing	2,193.3	2,570.0	1,570.6	2,545.0	2,544.0	2,590.0	2,553.0
<i>Growth Rate</i>		17.2		-1.0	-0.0	1.8	-1.4
Domestic	1,634.2	1,923.9	1,303.1	2,037.6	2,029.7	2,059.4	2,039.5
<i>Growth Rate</i>		17.7		5.9	-0.4	1.5	-1.0
External	559.0	646.1	267.4	507.4	514.3	530.6	513.5
<i>Growth Rate</i>		15.6		-21.5	1.3	3.2	-3.2
Domestic-External Financing Mix	75:25	75:25	83:17	80:20	80:20	80:20	80:20
NG Debt-to-GDP Ratio	60.1	60.6	60.9	60.4	60.2	58.4	56.3

Our fiscal consolidation plan ensures that the economy will continue to outgrow our debt in the medium term

**Nominal GDP vs Total Outstanding Debt (in PHP Trillion)
and Total Outstanding Debt as Percentage of GDP**



We will continue to work with Congress in pushing for key reforms crucial to accelerating economic development

DOF Priority Revenue Measures



VAT on non-resident digital service providers



Rationalization of Mining Fiscal Regime



Excise Tax on Single-Use Plastics



CREATE MORE



Package 4 of the Comprehensive Tax Reform Program



Motor Vehicle Users' Charge

Other Priority Measures



Amendments to the LBP Charter



Amendments to the DBP Charter

Above all, the continued implementation of digitalization reforms and revenue-enhancing programs is crucial to sustaining our collection growth.



**The proposed 2025 national budget stands at PHP 6.35 trillion,
and only PHP 4.64 trillion are supportable by revenues**

Total Average Expenditures Daily:

PHP 17.40 billion



Daily Revenues to Collect



**PHP 12.72
billion**

Daily Loans to Borrow



**PHP 4.68
billion**

DEPARTMENT OF FINANCE



OVERVIEW OF THE DOF FY 2025 BUDGET PROPOSAL

DOF, its Bureaus, and Attached Agencies' Proposed Budget for 2025

Fund Source (In PHP Million)	FY2024 GAA	FY2025 NEP	FY2025 NEP vs FY2024 GAA Increase/(Decrease)	
			Amount	% Change
New General Appropriations	23,927.302	29,004.606	5,077.304	21.22%
Automatic Appropriations (RLIP and SAGF)	2,917.144	3,478.682	561.538	19.25%
Subtotal, New General and Automatic Appropriations	26,844.446	32,483.288	5,638.842	21.01%
Special Purpose Funds (SPF):				
NDRRM Fund: PSF Replenishment	0.000	1,000.000	1,000.000	-
BSTG: Philippine Tax Academy	49.799	58.227	8.428	16.92%
Unprogrammed Appropriations	1,048.399	210.579	(837.820)	(79.91%)
Subtotal, SPF	1,098.198	1,268.806	170.608	15.54%
Grand Total	27,942.644	33,752.094	5,809.450	20.79%

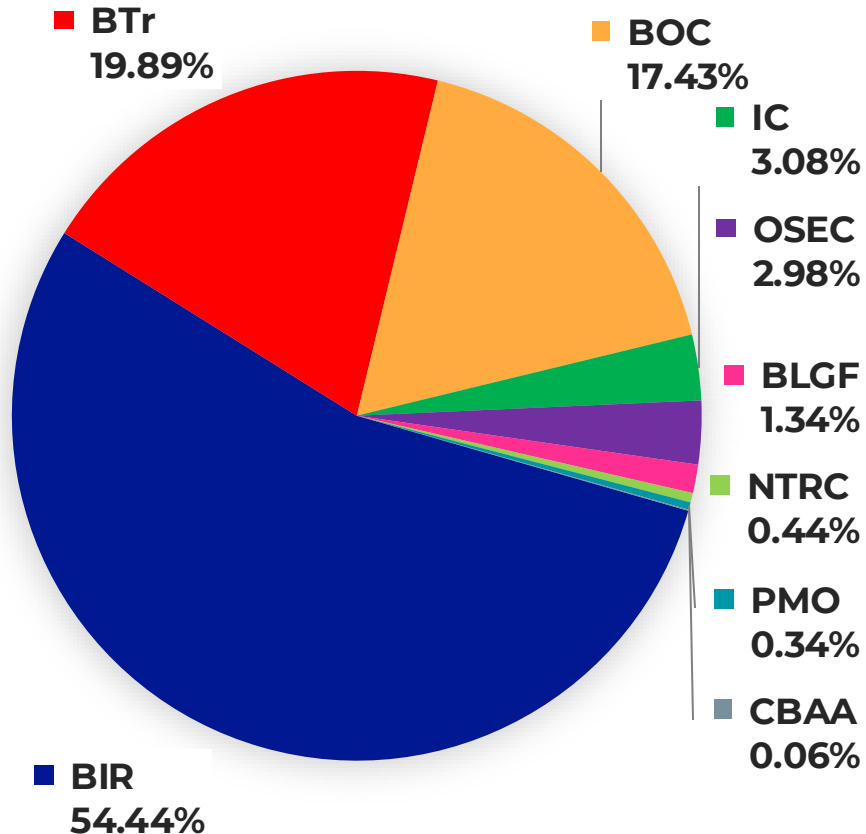
The proposal represents a **20.8% increase from the 2024 GAA level**, and constitutes **0.5% of the government's total 2025 NEP** of PHP 6.35 trillion.

2025 DOF-Wide Proposed Budget Per Agency and Allotment Class under New General and Automatic Appropriations

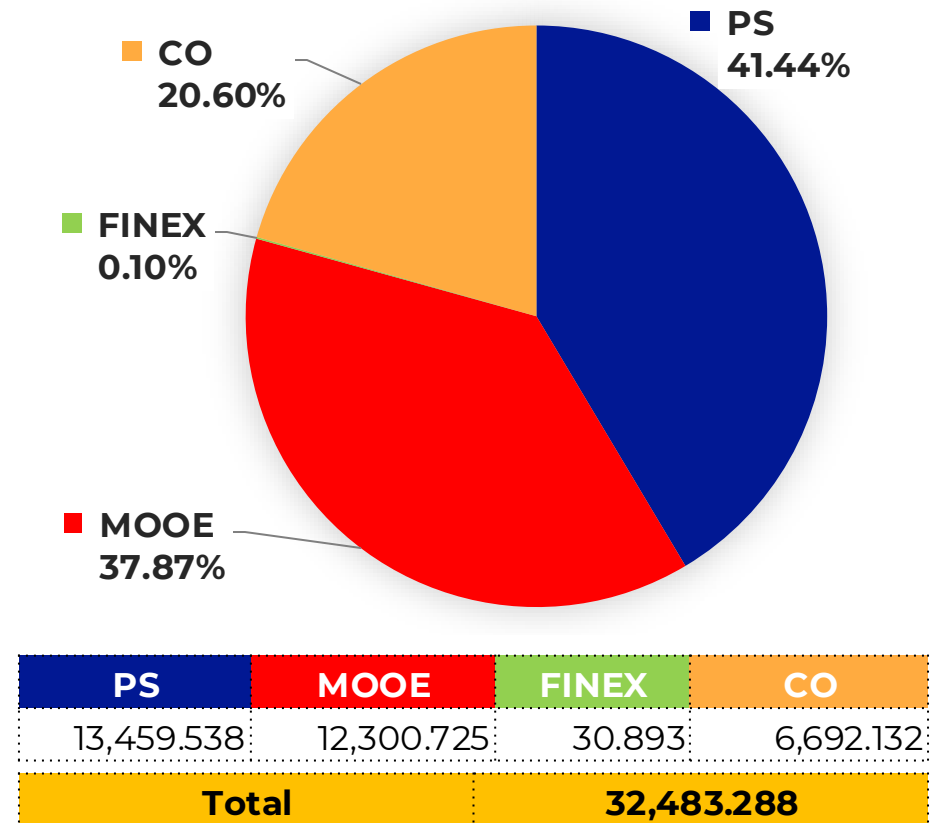
(in PHP million)

Budget Per Agency

Agency	Amount
BIR	17,684.340
BTr	6,461.461
BOC	5,663.408
IC	1,000.229
OSEC	966.967
BLGF	433.662
NTRC	144.113
PMO	111.057
CBAA	18.051
Total	32,483.288











Budget Per Allotment Class



The proposed 2025 budget highlights the DOF's digitalization and modernization initiatives

The total budget for digitalization initiatives for 2025 is 13.1% higher than in 2024

Major Programs (in PHP Million)		
BIR		Other Agencies
Digital Transformation (DX) Program	Other ICT Projects	ICT Projects
1,821.741	939.962	2,049.741

Overall Digitalization Programs per Agency	
Agency	Amount (in PHP Million)
 BIR	2,761.703
 BOC	997.414
 IC	492.179
 BTr	332.843
 OSEC	143.406
 BLGF	40.529
 NTRC	26.514
 PMO	16.856
Total	4,811.444

2025 BUDGET PROPOSAL BREAKDOWN PER AGENCY



Bureau of Internal Revenue (BIR)

Particulars (in PHP Million)	FY2024 GAA	FY2025 NEP	FY2025 NEP vs FY2024 GAA Increase/(Decrease)	
			Amount	% Change
New General Appropriations (GA)	14,993.558	16,889.796	1,896.238	12.65%
Personnel Services	8,550.621	8,924.180	373.559	4.37%
Maintenance and Other Operating Expenses	5,474.857	6,056.675	581.818	10.63%
Financial Expenses	54.424	30.893	(23.531)	(43.24%)
Capital Outlay	913.656	1,878.048	964.392	105.55%
Automatic Appropriations (RLIP)	745.700	794.544	48.844	6.55%
Total New GA and RLIP	15,739.258	17,684.340	1,945.082	12.36%



Bureau of the Treasury (BTr)

Particulars (in PHP Million)	FY2024 GAA	FY2025 NEP	FY2025 NEP vs FY2024 GAA Increase/(Decrease)	
			Amount	% Change
New General Appropriations (GA)	4,183.540	6,419.394	2,235.854	53.44%
Personnel Services	484.376	465.623	(18.753)	(3.87%)
Maintenance and Other Operating Expenses	1,174.973	3,250.770	2,075.797	176.67%
- Regular Agency	581.573	670.770	89.197	15.34%
- National Government	593.400	2,580.000	1,986.600	334.78%
Capital Outlay	2,524.191	2,703.001	178.810	7.08%
- Regular Agency	78.673	67.734	(10.939)	(13.90%)
- National Government	2,445.518	2,635.267	189.749	7.76%
Automatic Appropriations (RLIP)	44.001	42.067	(1.934)	(4.40%)
Total New GA and RLIP	4,227.541	6,461.461	2,233.920	52.84%



Bureau of Customs (BOC)

Particulars (in PHP Million)	FY2024 GAA	FY2025 NEP	FY2025 NEP vs FY2024 GAA Increase/(Decrease)	
			Amount	% Change
New General Appropriations (GA)	3,190.273	4,083.895	893.622	28.01%
Personnel Services	1,813.068	1,904.263	91.195	5.03%
Maintenance and Other Operating Expenses	1,268.969	1,436.764	167.795	13.22%
Capital Outlay	108.236	742.868	634.632	586.34%
Automatic Appropriations (RLIP and SAGF)	1,571.089	1,579.513	8.424	0.54%
Personnel Services	155.661	164.085	8.424	5.41%
Maintenance and Other Operating Expenses	455.428	455.428	0.000	0.00%
Capital Outlay	960.000	960.000	0.000	0.00%
Total New and Automatic Appropriations	4,761.362	5,663.408	902.046	18.95%



Insurance Commission (IC)

Particulars (in PHP Million)	FY2024 GAA	FY2025 NEP	FY2025 NEP vs FY2024 GAA Increase/(Decrease)	
			Amount	% Change
New General Appropriations (GA)	0.006	0.006	0.000	0.00%
Personnel Services	0.006	0.006	0.000	0.00%
Maintenance and Other Operating Expenses	-	-	-	-
Capital Outlay	-	-	-	-
Automatic Appropriations (SAGF)	490.494	1,000.223	509.729	103.92%
Personnel Services	241.441	318.991	77.550	32.12%
Maintenance and Other Operating Expenses	249.053	434.582	185.529	74.49%
Capital Outlay	0.000	246.650	246.650	0.00%
Total New GA and SAGF	490.500	1,000.229	509.729	103.92%



Office of the Secretary (OSEC)

Particulars (in PHP Million)	FY2024 GAA	FY2025 NEP	FY2025 NEP vs FY2024 GAA Increase/(Decrease)	
			Amount	% Change
New General Appropriations (GA)	970.495	932.742	(37.753)	(3.89%)
Personnel Services	439.057	394.027	(45.030)	(10.26%)
Maintenance and Other Operating Expenses	486.195	491.254	5.059	1.04%
Capital Outlay	45.243	47.461	2.218	4.90%
Automatic Appropriations (RLIP)	36.813	34.225	(2.588)	(7.03%)
Total New GA and RLIP	1,007.308	966.967	(40.341)	(4.00%)



Bureau of Local Government Finance (BLGF)

Particulars (in PHP Million)	FY2024 GAA	FY2025 NEP	FY2025 NEP vs FY2024 GAA Increase/(Decrease)	
			Amount	% Change
New General Appropriations (GA)	316.573	414.060	97.487	30.79%
Personnel Services	215.513	217.461	1.948	0.90%
Maintenance and Other Operating Expenses	96.120	106.515	10.395	10.81%
Capital Outlay	4.940	90.084	85.144	1,723.56%
Automatic Appropriations (RLIP)	19.781	19.602	(0.179)	(0.90%)
Total New GA and RLIP	336.354	433.662	97.308	28.93%



National Tax Research Center (NTRC)

Particulars (in PHP Million)	FY2024 GAA	FY2025 NEP	FY2025 NEP vs FY2024 GAA Increase/(Decrease)	
			Amount	% Change
New General Appropriations (GA)	154.269	136.830	(17.439)	(11.30%)
Personnel Services	86.498	79.316	(7.182)	(8.30%)
Maintenance and Other Operating Expenses	37.290	36.619	(0.671)	(1.80%)
Capital Outlay	30.481	20.895	(9.586)	(31.45%)
Automatic Appropriations (RLIP)	8.021	7.283	(0.738)	(9.20%)
Total New GA and RLIP	162.290	144.113	(18.177)	(11.20%)



Privatization and Management Office (PMO)

Particulars (in PHP Million)	FY2024 GAA	FY2025 NEP	FY2025 NEP vs FY2024 GAA Increase/(Decrease)	
			Amount	% Change
Personnel Services	78.141	78.681	0.540	0.69%
Maintenance and Other Operating Expenses	20.399	29.251	8.852	43.39%
Capital Outlay	3.680	3.125	(0.555)	(15.08%)
Total New GA	102.220	111.057	8.837	8.65%



Central Board of Assessment Appeals (CBAA)

Particulars (in PHP Million)	FY2024 GAA	FY2025 NEP	FY2025 NEP vs FY2024 GAA Increase/(Decrease)	
			Amount	% Change
New General Appropriations (GA)	16.368	16.826	0.458	2.80%
Personnel Services	13.834	13.959	0.125	0.90%
Maintenance and Other Operating Expenses	2.534	2.867	0.333	13.14%
Capital Outlay	-	-	-	-
Automatic Appropriations (RLIP)	1.245	1.225	(0.020)	(1.61%)
Total New GA and RLIP	17.613	18.051	0.438	2.49%

**The 2025 proposed budget of the
DOF adheres to the **highest**
standards of fiscal discipline and
prudent financial management.**



BUDGET UTILIZATION RATE

DOF-Wide 2024 1st Semester Budget Utilization Rates (All Fund Sources)

Particulars (in PHP Million)	Allotment Received	Obligations Incurred	Disburse- ments	Balances		% Obli- gations	% Dis- bursement
				Unobligated Allotment	Unpaid Obligations		
Current Year Appropriations	54,629.372	40,100.894	36,438.345	14,528.478	3,662.549	73%	91%
Agency Specific Budget	23,927.296	11,465.438	8,025.364	12,461.858	3,440.074	48%	70%
Automatic Appropriations	30,192.017	28,248.958	28,046.178	1,943.059	202.780	94%	99%
Special Purpose Fund	390.174	362.053	347.549	28.121	14.504	93%	96%
Unprogrammed Appropriations	119.885	24.445	19.254	95.440	5.191	20%	79%
Continuing Appropriations	3,733.357	753.573	436.508	2,979.784	317.065	20%	58%
Agency Specific Budget	1,896.665	642.044	435.393	1,254.621	206.651	34%	68%
Automatic Appropriations	385.382	105.474	1.115	279.908	104.359	27%	1%
Unprogrammed Appropriations	1,451.310	6.055	-	1,445.255	6.055	0%	0%
Grand Total	58,362.729	40,854.467	36,874.853	17,508.262	3,979.614	70%	90%

We will ensure that every peso is being stretched to deliver the biggest bang per buck for the Filipino people. Much like our triumphant Olympians, we will always go for the gold.





**Our proposed budget every year is
always a faithful reflection of our
strategic priorities under the
Bagong Pilipinas brand of
governance.**

DEPARTMENT OF FINANCE



FY 2025 PROPOSED BUDGET OF THE DEPARTMENT OF FINANCE

RALPH G. RECTO
SECRETARY OF FINANCE

27 August 2024