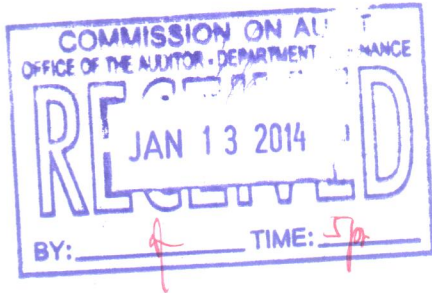


Acctg



Department Of Finance
 Central Office
Balance Sheet
 As of November 30, 2013

Detailed
 Regular Agency

ASSETS

Current Assets

Cash

Cash on Hand

Cash - Collecting Officers	10,212.70	
Petty Cash Fund	<u>499,999.50</u>	510,212.20

Cash in National Treasury

Cash - National Treasury, Modified Disbursement System (MDS)		34,376.00
--	--	-----------

Cash in Banks - Local Currency

Cash in Bank - Local Currency, Current Account	<u>115,667,782.48</u>	116,212,370.68
--	-----------------------	----------------

Receivables

Receivable Accounts

Accounts Receivable	55,326.48	
Due from Officers and Employees	888,632.51	
Advances to Officers and Employees	<u>2,465,812.28</u>	3,409,771.27

Inter - Agency Receivables

Due from NGAs	18,885,422.47	
Due from GOCCs	<u>20,000.00</u>	18,905,422.47

Other Receivables

Receivables - Disallowances/Charges	2,748,033.65	
Other Receivables	<u>288,158.68</u>	<u>3,036,192.33</u>
		25,351,386.07

Inventories

Supplies

Office Supplies Inventory	6,800,877.05
Accountable Forms Inventory	81,986.58
Drugs and Medicine Inventory	3,110.78
Medical, Dental and Laboratory Supplies Inventory	1,767.54

Department Of Finance
Central Office
Balance Sheet
As of November 30, 2013

**Detailed
Regular Agency**

Gasoline, Oil and Lubricants Inventory	14,235.00		
Other Supplies Inventory	550,114.76		
Spare Parts Inventory	<u>102,080.00</u>		7,554,171.71
Prepayments			
Prepaid Insurance		361,613.81	
Advances to Contractors		7,202,248.26	
Deferred Charges		7,100.00	
Other Prepaid Expenses		<u>3,912,074.17</u>	<u>11,483,036.24</u>
			160,600,964.70
Investment			
Investment in Securities			
Investments in Stocks		3,500.00	
Other Investments and Marketable Securities		<u>279,244.40</u>	282,744.40
Property, Plant and Equipment			
Land and Land Improvements			
Land		329,268,352.72	
Land Improvements	11,072,300.00		
Less : Accumulated Depreciation - Land Improvements	<u>4,848,090.00</u>	6,224,210.00	
Electrification, Power and Energy Structures	98,490.84		
Less : Accumulated Depreciation - Electrification, Power and Energy Structures	<u>40,627.49</u>	<u>57,863.35</u>	335,550,426.07
Buildings			
Office Buildings	670,605,860.30		
Less : Accumulated Depreciation - Office Buildings	<u>224,669,990.92</u>	445,935,869.38	
Other Structures	29,272,194.77		
Less : Accumulated Depreciation - Other Structures	<u>5,548,337.51</u>	<u>23,723,857.26</u>	469,659,726.64
Office Equipment, Furniture and Fixtures			
Office Equipment	11,966,642.98		
Less : Accumulated Depreciation - Office Equipment	<u>10,658,479.32</u>	1,308,163.66	

Department Of Finance
Central Office
Balance Sheet
As of November 30, 2013

Detailed
Regular Agency

Furniture and Fixtures	29,531,318.71		
Less : Accumulated Depreciation - Furniture and Fixtures	<u>9,680,651.80</u>	19,850,666.91	
IT Equipment and Software	188,503,157.48		
Less : Accumulated Depreciation - IT Equipment	<u>97,424,102.36</u>	91,079,055.12	
Library Books	1,395,749.65		
Less : Accumulated Depreciation - Library Books	<u>613,994.14</u>	<u>781,755.51</u>	113,019,641.20
Machineries and Equipment			
Communication Equipment	3,711,369.67		
Less : Accumulated Depreciation - Communication Equipment	<u>2,057,949.31</u>	1,653,420.36	
Firefighting Equipment and Accessories	50,514.40		
Less : Accumulated Depreciation - Firefighting Equipment and Accessories	<u>39,420.24</u>	11,094.16	
Medical, Dental and Laboratory Equipment	345,050.00		
Less : Accumulated Depreciation - Medical, Dental and Laboratory Equipment	<u>184,633.85</u>	160,416.15	
Military and Police Equipment	1,680,698.46		
Less : Accumulated Depreciation - Military and Police Equipment	<u>1,524,781.02</u>	155,917.44	
Sports Equipment	6,950.00		
Less : Accumulated Depreciation - Sports Equipment	<u>5,976.57</u>	973.43	
Technical and Scientific Equipment	3,301,979.50		
Less : Accumulated Depreciation - Technical and Scientific Equipment	<u>3,053,633.44</u>	248,346.06	
Other Machineries and Equipment	4,085,376.70		
Less : Accumulated Depreciation - Other Machineries and Equipment	<u>2,204,459.01</u>	<u>1,880,917.69</u>	4,111,085.29
Transportation Equipment			
Motor Vehicles	25,119,348.00		
Less : Accumulated Depreciation - Motor Vehicles	<u>14,038,960.50</u>	11,080,387.50	
Other Property, Plant and Equipment			
Other Property, Plant and Equipment	12,179,846.11		

Department Of Finance
Central Office
Balance Sheet
As of November 30, 2013

**Detailed
Regular Agency**

Less : Accumulated Depreciation - Other Property, Plant and Equipment	<u>10,827,030.41</u>	1,352,815.70	
Construction in Progress			
Agency Assets			
Construction in Progress - Agency Assets		<u>151,236,302.86</u>	1,086,010,385.26
Other Assets			
Other Assets			<u>728,345.67</u>
TOTAL ASSETS			<u><u>1,247,622,440.03</u></u>

LIABILITIES

Current Liabilities			
Payable Accounts			
Accounts Payable	6,816,028.15		
Due to Officers and Employees	<u>165,132.46</u>	6,981,160.61	
Inter - Agency Payables			
Due to National Treasury	464,111.69		
Due to BIR	3,606,590.63		
Due to GSIS	287,198.73		
Due to PAG-IBIG	(5,116.55)		
Due to PHILHEALTH	105,877.39		
Due to Other NGAs	2,038,618.71		
Due to Other GOCCs	<u>1,448,817.65</u>	7,946,098.25	
Intra - Agency Payables			
Due to Central Office		957.14	
Other Liability Accounts			
Guaranty Deposits Payable	6,639,894.62		
Performance/Bidders/Bail Bonds Payable	9,000.00		
Other Payables	<u>1,037,435.31</u>	<u>7,686,329.93</u>	<u>22,614,545.93</u>
TOTAL LIABILITIES			22,614,545.93

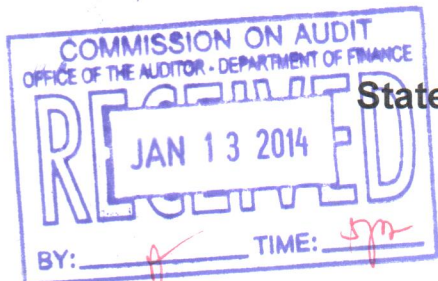
EQUITY

Department Of Finance
Central Office
Balance Sheet
As of November 30, 2013

Detailed
Regular Agency

Government Equity	
Government Equity	<u>1,225,007,894.10</u>
TOTAL EQUITY	<u>1,225,007,894.10</u>
TOTAL LIABILITIES AND EQUITY	<u><u>1,247,622,440.03</u></u>

Lolita R. Verdadero
LOLITA R. VERDADERO
Chief Accountant



Department Of Finance
Central Office

Statement of Income and Expenses

For the period ending November 30, 2013

Detailed
Regular Agency

Income			
General Income Accounts			
Subsidy Income			
Subsidy Income from National Government		362,388,617.77	
Other Income			
Income from Grants and Donations	585,000.00		
Miscellaneous Income	<u>150,000.00</u>	<u>735,000.00</u>	363,123,617.77
Gain/Loss Accounts			
Gain/Loss on Foreign Exchange (FOREX)			<u>(6,359.68)</u>
Gross Income			<u>363,117,258.09</u>
Less: Expenses			
Personal Services			
Salaries and Wages			
Salaries and Wages - Regular	127,344,025.76		
Salaries and Wages - Contractual	<u>224,889.49</u>	127,568,915.25	
Other Compensation			
Personnel Economic Relief Allowance (PERA)	7,765,190.84		
Representation Allowance (RA)	5,170,862.90		
Transportation Allowance (TA)	3,539,112.90		
Clothing/Uniform Allowance	35,000.00		
Subsistence, Laundry and Quarter Allowance	25,493.15		
Productivity Incentive Allowance	634,000.00		
Honoraria	177,690.25		
Hazard Pay	124,927.68		
Overtime and Night Pay	779,867.77		
Cash Gift	1,767,250.00		
Year End Bonus	<u>11,463,055.35</u>	31,482,450.84	

Department Of Finance
Central Office
Statement of Income and Expenses
For the period ending November 30, 2013

**Detailed
Regular Agency**

Personnel Benefits Contributions			
Life and Retirement Insurance Contributions	15,449,125.33		
PAG-IBIG Contributions	394,500.00		
PHILHEALTH Contributions	2,166,737.50		
ECC Contributions	<u>396,102.00</u>	18,406,464.83	
Other Personnel Benefits			
Retirement Benefits - Civilian	3,128,100.25		
Terminal Leave Benefits	2,792,351.53		
Other Personnel Benefits	<u>5,557,000.00</u>	<u>11,477,451.78</u>	188,935,282.70
Maintenance and Other Operating Expenses			
Travelling Expenses			
Travelling Expenses - Local	2,526,760.69		
Travelling Expenses - Foreign	<u>5,685,674.01</u>	8,212,434.70	
Training and Scholarship Expenses			
Training Expenses		1,883,647.98	
Supplies and Material Expenses			
Office Supplies Expenses	3,217,827.59		
Accountable Forms Expenses	108,381.00		
Drugs and Medicines Expenses	366,262.53		
Medical, Dental and Laboratory Supplies Expenses	299.50		
Gasoline, Oil and Lubricants Expenses	1,011,989.10		
Other Supplies Expenses	<u>1,058,495.01</u>	5,763,254.73	
Utility Expenses			
Water Expenses	2,686,632.36		
Electricity Expenses	<u>22,767,287.95</u>	25,453,920.31	
Communication Expenses			
Postage and Deliveries	421,199.00		

Department Of Finance
Central Office
Statement of Income and Expenses
For the period ending November 30, 2013

**Detailed
Regular Agency**

Telephone Expenses - Landline	1,559,183.17	
Telephone Expenses - Mobile	1,312,716.47	
Internet Expenses	<u>2,606,568.66</u>	5,899,667.30
Membership Dues and Contributions to Organizations		
Membership Dues and Contributions to Organizations		15,000.00
Advertising Expenses		
Advertising Expenses		174,483.00
Printing and Binding Expenses		
Printing and Binding Expenses		35,001.00
Rent Expenses		
Rent Expenses		8,213,185.85
Representation Expenses		
Representation Expenses		1,215,333.13
Transportation and Delivery Expenses		
Transportation and Delivery Expenses		46,134.03
Professional Services		
Legal Services	7,350.00	
Consultancy Services	9,616,632.38	
Janitorial Services	5,597,347.96	
Security Services	8,457,020.10	
Other Professional Services	<u>12,487,399.53</u>	36,165,749.97
Repair and Maintenance		
Buildings		
Repairs and Maintenance - Office Buildings	7,159,240.14	
Office Equipment, Furniture and Fixtures		
Repairs and Maintenance - Office Equipment	2,500.00	
Repairs and Maintenance - IT Equipment and Software	<u>708,427.00</u>	710,927.00

Department Of Finance
Central Office
Statement of Income and Expenses
For the period ending November 30, 2013

**Detailed
Regular Agency**

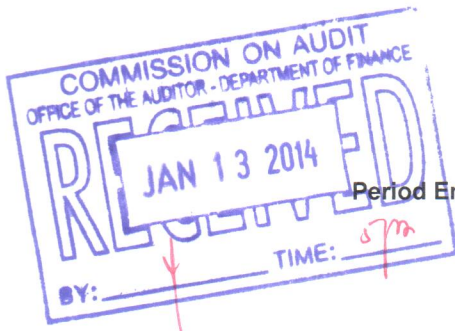
Machineries and Equipment			
Repairs and Maintenance - Communication Equipment		2,300.00	
Repairs and Maintenance - Other Machineries and Equipment	<u>58,110.00</u>		60,410.00
Transportation Equipment			
Repairs and Maintenance - Motor Vehicles		<u>971,145.29</u>	8,901,722.43
Subsidies and Donations			
Donations			586,683.80
Confidential, Intelligence, Extraordinary and Misc Expenses			
Extraordinary Expenses		933,931.83	
Miscellaneous Expenses		<u>1,116,882.93</u>	2,050,814.76
Taxes, Insurance Premiums and Other Fees			
Taxes, Duties and Licenses		779,977.83	
Fidelity Bond Premiums		249,570.00	
Insurance Expenses		<u>4,774,200.04</u>	5,803,747.87
Non-Cash Expenses			
Depreciation			
Land Improvements			
Depreciation - Land Improvements		73,944.75	
Buildings			
Depreciation - Office Buildings	18,087,236.14		
Depreciation - Other Structures	<u>14,618.01</u>	18,101,854.15	
Office Equipment - Furniture and Fixtures			
Depreciation - Office Equipment	71,284.64		
Depreciation - Furniture and Fixtures	665,572.85		
Depreciation - IT Equipment	20,554,360.13		
Depreciation - Library Books	<u>54,101.79</u>	21,345,319.41	
Machineries and Equipment			

Department Of Finance
Central Office
Statement of Income and Expenses
For the period ending November 30, 2013

**Detailed
Regular Agency**

Depreciation - Communication Equipment	205,882.39		
Depreciation - Firefighting Equipment and Accessories	1,107.92		
Depreciation - Medical, Dental and Laboratory Equipment	8,178.54		
Depreciation - Sports Equipment	173.60		
Depreciation - Other Machineries and Equipment	<u>230,841.76</u>	446,184.21	
Transportation Equipment			
Depreciation - Motor Vehicles		2,345,054.59	
Other Property, Plant and Equipment			
Depreciation - Other Property, Plant and Equipment		<u>13,992.00</u>	42,326,349.11
Other Maintenance and Other Operating Expenses			
Other Maintenance and Other Operating Expenses			<u>12,827,514.05</u>
Financial Expenses			
Bank Charges			<u>9,834.16</u>
Total Operating Expenses			<u>354,519,760.88</u>
Net Income (Loss)			<u><u>8,597,497.21</u></u>

Lolita R. Verdadero
LOLITA R. VERDADERO
Chief Accountant



Department Of Finance
 Central Office
Statement of Cash Flows
 Period Ended November 01, 2013 To November 30, 2013

Regular Agency

Cash Flow from Operating Activities :

Cash Inflows :

Other Manual Transactions	1,081,130.47
Collection from Notice of Suspensions and Disallowances issued by the resident auditor	31,577.36
Collection of Other Income	50,500.00
Collection of Overpayment of Personal Services Billed	29,339.78
Collection of Receivables	39,766.57
Interest earned from LOCAL currency deposit Due to the National Treasury	806.21
Receipt of Notice of Cash Allocation (NCA)	58,046,394.00
Refund of unutilized cash advance	<u>86,506.84</u>

Total Cash Inflows :

59,366,021.23

Cash OutFlows :

Other Manual Transactions	(156,507,812.63)
Deposit of collections - current years expenses	(162,093.49)
Deposit of collections - prior years expenses	(31,577.36)
Issuance of Notice to transfer: Allocation (NTA)	(18,927,116.00)
Payment for Payable Accounts	(35,149,917.96)
Remittance of Authorized Deduction Withheld on Employees (Employee Share)	(3,402,377.62)
Remittance of Mandatory Deductions - Employer's Share	(1,542,463.13)
Unutilized Notice of Cash Allocation (NCA)	<u>(162,749.88)</u>

Total Cash Outflows :

(215,886,108.07)

Cash Provided by Operating Activities

(156,520,086.84)

Cash Provided by Investing Activities

0.00

Cash Provided by Financing Activities

0.00

Total Cash provided by Operating, Investing, Financing Activities

(156,520,086.84)

Add : Cash Balance Beginning Nov 1 2013

272,732,457.52

Department Of Finance
Central Office
Statement of Cash Flows

Period Ended November 01, 2013 To November 30, 2013

Regular Agency

Cash Balance Ending Nov 30 2013

116,212,370.68


Lolita R. Verdadero
LOLITA R. VERDADERO
Chief Accountant *Jan*

Accty

OFFICE OF THE COMMISSIONER OF FINANCE
 RECEIVED
 JAN 13 2014
 TIME: 5pm
 BY: [Signature]

Department Of Finance
 Central Office
Statement of Government Equity
 As of November 30, 2013

		Regular Agency
Government Equity, beginning balance		1,420,203,742.05
Add: Retained Operating Surplus		
Current Operations	8,597,497.21	
Adjustment of Prior Years	<u>(202,558,953.92)</u>	<u>(193,961,456.71)</u>
Total		1,226,242,285.34
Add/Deduct:		
Other Adjustments		(1,234,391.24)
Government Equity, End		<u>1,225,007,894.10</u>


 LOLITA R. VERDADERO
 Chief Accountant