


Acctg



Department of Finance
 Central Office
Detailed Statement of Financial Performance
 For the period ending December 31, 2014
 Regular Agency Fund



Revenue

Service and Business Income

Service Income

Clearance and Certification Fees	132,200.00	
Processing Fees	26,922,422.15	
Other Service Income	<u>677,511.29</u>	27,732,133.44

Business Income

Rent/Lease Income	1,004,666.88	
Interest Income	<u>331,953.17</u>	<u>1,336,620.05</u>

29,068,753.49

Total Revenue

29,068,753.49

Less: Current Operating Expenses

Personnel Services

Salaries and Wages

Salaries and Wages - Regular	153,172,852.66	
Salaries and Wages - Casual/Contractual	<u>1,501,952.30</u>	154,674,804.96

Other Compensation

Personal Economic Relief Allowance (PERA)	8,826,880.37
Representation Allowance (RA)	7,533,500.00
Transportation Allowance (TA)	5,506,375.00
Clothing/Uniform Allowance	3,269,150.00
Subsistence Allowance	24,559.05
Laundry Allowance	681.80
Productivity Incentive Allowance	576,000.00
Honoraria	108,036.74
Hazard Pay	142,820.25
Overtime and Night Pay	456,575.07
Year End Bonus	12,865,679.43
Cash Gift	1,858,875.00



Department of Finance
Central Office
Detailed Statement of Financial Performance
For the period ending December 31, 2014
Regular Agency Fund

Other Bonuses and Allowances	<u>16,293,000.00</u>	57,462,132.71	
Personnel Benefit Contributions			
Retirement and Life Insurance Premiums	20,115,420.07		
Pag-IBIG Contributions	485,750.00		
PhilHealth Contributions	1,329,950.00		
Employees Compensation Insurance Premiums	<u>487,418.00</u>	22,418,538.07	
Other Personnel Benefits			
Terminal Leave Benefits	2,298,666.30		
Other Personnel Benefits	<u>409,000.00</u>	<u>2,707,666.30</u>	237,263,142.04
Maintenance and Other Operating Expenses			
Traveling Expenses			
Traveling Expenses - Local	4,067,242.51		
Traveling Expenses - Foreign	<u>10,015,469.42</u>	14,082,711.93	
Training and Scholarship Expenses			
Training Expenses	<u>2,975,324.98</u>	2,975,324.98	
Supplies and Materials Expenses			
Office Supplies Expenses	9,441,862.96		
Accountable Forms Expenses	144,179.15		
Drugs and Medicines Expenses	933,859.75		
Medical, Dental and Laboratory Supplies Expenses	19,135.00		
Fuel, Oil and Lubricants Expenses	1,322,725.24		
Other Supplies and Materials Expenses	<u>8,944,548.05</u>	20,806,310.15	
Utility Expenses			
Water Expenses	3,652,783.18		
Electricity Expenses	<u>26,395,415.90</u>	30,048,199.08	
Communication Expenses			
Postage and Courier Services	333,034.00		
Telephone Expenses	3,292,983.22		



Department of Finance
Central Office
Detailed Statement of Financial Performance
For the period ending December 31, 2014
Regular Agency Fund

Internet Subscription Expenses	<u>3,292,511.04</u>	6,918,528.26	
Confidential, Intelligence and Extraordinary Expenses			
Extraordinary and Miscellaneous Expenses	<u>2,394,051.06</u>	2,394,051.06	
Professional Services			
Legal Services	17,100.00		
Consultancy Services	13,572,793.17		
Other Professional Services	<u>29,866,063.31</u>	43,455,956.48	
General Services			
Janitorial Services	7,039,524.05		
Security Services	<u>11,638,056.38</u>	18,677,580.43	
Repairs and Maintenance			
Repairs and Maintenance - Buildings and Other Structures	7,039,682.77		
Repairs and Maintenance - Machinery and Equipment	564,643.00		
Repairs and Maintenance - Transportation Equipment	<u>892,113.02</u>	8,496,436.79	
Taxes, Insurance Premiums and Other Fees			
Taxes, Duties and Licenses	1,080,515.55		
Fidelity Bond Premiums	133,871.25		
Insurance Expenses	<u>3,546,527.06</u>	4,760,913.86	
Other Maintenance and Operating Expenses			
Advertising Expenses	6,003,831.54		
Printing and Publication Expenses	56,744.00		
Representation Expenses	2,063,601.93		
Rent/Lease Expenses	43,076,561.36		
Membership Dues and Contributions to Organizations	15,000.00		
Subscription Expenses	484,134.97		
Donations	150,100.00		
Other Maintenance and Operating Expenses	<u>46,698,291.16</u>	<u>98,548,264.96</u>	251,164,279.98
Financial Expenses			



Department of Finance
Central Office
Detailed Statement of Financial Performance
For the period ending December 31, 2014
Regular Agency Fund

Financial Expenses

Bank Charges	<u>1,116.46</u>	1,116.46
--------------	-----------------	----------

Non-Cash Expenses

Depreciation

Depreciation - Land Improvements	82,276.56	
Depreciation - Buildings and Other Structures	23,016,586.66	
Depreciation - Machinery and Equipment	14,901,565.33	
Depreciation - Transportation Equipment	2,651,032.47	
Depreciation - Furniture, Fixtures and Books	1,133,400.32	
Depreciation - Other Property, Plant and Equipment	<u>11,448.00</u>	<u>41,796,309.34</u>

Total Operating Expenses

530,224,847.82

Surplus/(Deficit) from Current Operations

(501,156,094.33)

Financial Assistance/Subsidy from LGUs, GOCCs

Subsidy from National Government	588,378,778.76	588,378,778.76
----------------------------------	----------------	----------------

Gains

Other Gains	110,999.00	
-------------	------------	--

Surplus(Deficit) for the period

87,333,683.43


Accty



Department of Finance
Central Office
Detailed Statement of Financial Performance

For the period ending December 31, 2014

[01101101] Regular Agency Fund - General Fund - New General Appropriations - Specific Budgets of National Government Agencies



Revenue

Service and Business Income

Service Income

Clearance and Certification Fees 132,200.00

Processing Fees 26,922,422.15

Other Service Income 677,511.29

27,732,133.44

Business Income

Rent/Lease Income 1,004,666.88

Interest Income 297,435.87

1,302,102.75

29,034,236.19

Total Revenue

29,034,236.19

Less: Current Operating Expenses

Personnel Services

Salaries and Wages

Salaries and Wages - Regular 152,022,750.66

Salaries and Wages - Casual/Contractual 1,297,983.90

153,320,734.56

Other Compensation

Personal Economic Relief Allowance (PERA) 8,786,880.37

Representation Allowance (RA) 7,415,500.00

Transportation Allowance (TA) 5,406,875.00

Clothing/Uniform Allowance 3,269,150.00

Subsistence Allowance 24,559.05

Laundry Allowance 681.80

Productivity Incentive Allowance 576,000.00

Honoraria 108,036.74

Hazard Pay 142,820.25

Overtime and Night Pay 456,575.07

Year End Bonus 12,834,344.43

Cash Gift 1,856,375.00



Department of Finance
Central Office
Detailed Statement of Financial Performance

For the period ending December 31, 2014

[01101101] Regular Agency Fund - General Fund - New General Appropriations - Specific Budgets of National Government Agencies

Other Bonuses and Allowances	<u>9,285,000.00</u>	50,162,797.71	
Personnel Benefit Contributions			
Retirement and Life Insurance Premiums	15,322,416.77		
Pag-IBIG Contributions	479,850.00		
PhilHealth Contributions	1,315,575.00		
Employees Compensation Insurance Premiums	<u>481,518.00</u>	17,599,359.77	
Other Personnel Benefits			
Terminal Leave Benefits	1,836,194.16		
Other Personnel Benefits	<u>409,000.00</u>	<u>2,245,194.16</u>	223,328,086.20
Maintenance and Other Operating Expenses			
Traveling Expenses			
Traveling Expenses - Local	3,320,150.90		
Traveling Expenses - Foreign	<u>9,943,219.69</u>	13,263,370.59	
Training and Scholarship Expenses			
Training Expenses	<u>2,975,324.98</u>	2,975,324.98	
Supplies and Materials Expenses			
Office Supplies Expenses	9,078,056.46		
Accountable Forms Expenses	144,179.15		
Drugs and Medicines Expenses	933,859.75		
Medical, Dental and Laboratory Supplies Expenses	19,135.00		
Fuel, Oil and Lubricants Expenses	1,322,725.24		
Other Supplies and Materials Expenses	<u>7,457,937.90</u>	18,955,893.50	
Utility Expenses			
Water Expenses	3,652,783.18		
Electricity Expenses	<u>26,395,415.90</u>	30,048,199.08	
Communication Expenses			
Postage and Courier Services	200,200.00		
Telephone Expenses	3,290,583.22		



Department of Finance
Central Office
Detailed Statement of Financial Performance

For the period ending December 31, 2014

[01101101] Regular Agency Fund - General Fund - New General Appropriations - Specific Budgets of National Government Agencies

Internet Subscription Expenses	<u>3,292,511.04</u>	6,783,294.26	
Confidential, Intelligence and Extraordinary Expenses			
Extraordinary and Miscellaneous Expenses	<u>2,394,051.06</u>	2,394,051.06	
Professional Services			
Legal Services	17,100.00		
Consultancy Services	12,162,490.62		
Other Professional Services	<u>29,476,063.31</u>	41,655,653.93	
General Services			
Janitorial Services	7,039,524.05		
Security Services	<u>11,638,056.38</u>	18,677,580.43	
Repairs and Maintenance			
Repairs and Maintenance - Buildings and Other Structures	7,039,682.77		
Repairs and Maintenance - Machinery and Equipment	564,643.00		
Repairs and Maintenance - Transportation Equipment	<u>892,113.02</u>	8,496,438.79	
Taxes, Insurance Premiums and Other Fees			
Taxes, Duties and Licenses	1,080,515.55		
Fidelity Bond Premiums	133,871.25		
Insurance Expenses	<u>3,546,527.06</u>	4,760,913.86	
Other Maintenance and Operating Expenses			
Advertising Expenses	5,754,428.54		
Printing and Publication Expenses	47,000.00		
Representation Expenses	1,834,583.09		
Rent/Lease Expenses	40,402,956.25		
Membership Dues and Contributions to Organizations	15,000.00		
Subscription Expenses	484,134.97		
Donations	150,100.00		
Other Maintenance and Operating Expenses	<u>32,146,807.33</u>	<u>80,835,010.18</u>	228,845,730.66
Financial Expenses			



Department of Finance
Central Office
Detailed Statement of Financial Performance

For the period ending December 31, 2014

[01101101] Regular Agency Fund - General Fund - New General Appropriations - Specific Budgets of National Government Agencies

Financial Expenses

Bank Charges	<u>1,116.46</u>	1,116.46
--------------	-----------------	----------

Non-Cash Expenses

Depreciation

Depreciation - Land Improvements	82,276.56	
Depreciation - Buildings and Other Structures	23,016,586.66	
Depreciation - Machinery and Equipment	14,901,565.33	
Depreciation - Transportation Equipment	2,651,032.47	
Depreciation - Furniture, Fixtures and Books	1,133,400.32	
Depreciation - Other Property, Plant and Equipment	<u>11,448.00</u>	<u>41,796,309.34</u>

Total Operating Expenses

493,971,242.66

Surplus/(Deficit) from Current Operations

(464,937,006.47)

Financial Assistance/Subsidy from LGUs, GOCCs

Subsidy from National Government	528,675,528.95	528,675,528.95
----------------------------------	----------------	----------------

Gains

Other Gains	110,999.00	
-------------	------------	--

Surplus/(Deficit) for the period

63,849,521.48

Acetz

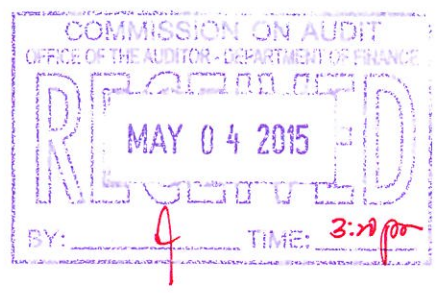


Department of Finance
Central Office
Detailed Statement of Financial Performance

For the period ending December 31, 2014

[01101405] Regular Agency Fund - General Fund - New General Appropriations - International Commitments Fund

Table with columns for Revenue, Less: Current Operating Expenses, and Surplus/(Deficit) from Current Operations. Rows include Service and Business Income, Traveling Expenses, Supplies and Materials Expenses, etc.





Department of Finance
Central Office
Detailed Statement of Financial Performance

For the period ending December 31, 2014

[01101405] Regular Agency Fund - General Fund - New General Appropriations - International Commitments
Fund

Surplus(Deficit) for the period

23,868,795.40


actg



Department of Finance Central Office Detailed Statement of Financial Performance

For the period ending December 31, 2014

[01101406] Regular Agency Fund - General Fund - New General Appropriations - Miscellaneous Personnel Benefits Fund



Less: Current Operating Expenses

Personnel Services

Salaries and Wages

Salaries and Wages - Regular 1,150,102.00

Salaries and Wages - Casual/Contractual 203,968.40 1,354,070.40

Other Compensation

Personal Economic Relief Allowance (PERA) 40,000.00

Representation Allowance (RA) 118,000.00

Transportation Allowance (TA) 99,500.00

Year End Bonus 31,335.00

Cash Gift 2,500.00

Other Bonuses and Allowances 7,008,000.00 7,299,335.00

Personnel Benefit Contributions

Pag-IBIG Contributions 5,900.00

PhilHealth Contributions 14,375.00

Employees Compensation Insurance Premiums 5,900.00 26,175.00 8,679,580.40

Total Operating Expenses 8,679,580.40

Surplus/(Deficit) from Current Operations (8,679,580.40)

Financial Assistance/Subsidy from LGUs, GOCCs

Subsidy from National Government 8,226,482.31 8,226,482.31

Surplus/(Deficit) for the period (453,098.09)

hmk




Department of Finance
Central Office
Detailed Statement of Financial Performance

For the period ending December 31, 2014

[01101407] Regular Agency Fund - General Fund - New General Appropriations - Pension and Gratuity Fund

Less: Current Operating Expenses		
Personnel Services		
Other Personnel Benefits		
Terminal Leave Benefits	462,472.14	462,472.14
Total Operating Expenses		<u>462,472.14</u>
Surplus/(Deficit) from Current Operations		<u>(462,472.14)</u>
Financial Assistance/Subsidy from LGUs, GOCCs		
Subsidy from National Government	454,472.14	454,472.14
Surplus(Deficit) for the period		<u><u>(8,000.00)</u></u>





Department of Finance
Central Office
Detailed Statement of Financial Performance

For the period ending December 31, 2014

[01102101] Regular Agency Fund - General Fund - Continuing Appropriations - Specific Budgets of National Government Agencies

Less: Current Operating Expenses

Maintenance and Other Operating Expenses

Traveling Expenses

Traveling Expenses - Local 230,443.88 230,443.88

Communication Expenses

Telephone Expenses 2,400.00 2,400.00 232,843.88

Total Operating Expenses

232,843.88

Surplus/(Deficit) from Current Operations


(232,843.88)

Financial Assistance/Subsidy from LGUs, GOCCs

Subsidy from National Government 311,744.52 311,744.52

Surplus(Deficit) for the period

78,900.64



Acctg




Department of Finance
Central Office
Detailed Statement of Financial Performance

For the period ending December 31, 2014

[01102404] Regular Agency Fund - General Fund - Continuing Appropriations - E-Government Fund

Less: Current Operating Expenses			
Maintenance and Other Operating Expenses			
Professional Services			
Consultancy Services	1,048,500.00	1,048,500.00	
Other Maintenance and Operating Expenses			
Advertising Expenses	38,976.00	38,976.00	1,087,476.00
Total Operating Expenses			<u>1,087,476.00</u>
Surplus/(Deficit) from Current Operations			<u>(1,087,476.00)</u>
Financial Assistance/Subsidy from LGUs, GOCCs			
Subsidy from National Government	1,085,040.00		1,085,040.00
Surplus(Deficit) for the period			<u><u>(2,436.00)</u></u>



acts



Department of Finance
 Central Office
Detailed Statement of Financial Performance

For the period ending December 31, 2014

[01104102] Regular Agency Fund - General Fund - Automatic Appropriations - Retirement and Life Insurance Premiums

Less: Current Operating Expenses

Personnel Services

Personnel Benefit Contributions

Retirement and Life Insurance Premiums

	4,793,003.30	4,793,003.30
--	--------------	--------------

Total Operating Expenses

4,793,003.30

Surplus/(Deficit) from Current Operations

(4,793,003.30)


Financial Assistance/Subsidy from LGUs, GOCCs

Subsidy from National Government

	4,793,003.30	4,793,003.30
--	--------------	--------------

Surplus(Deficit) for the period

0.00




Acctg



Department of Finance
Central Office
Detailed Statement of Financial Performance

For the period ending December 31, 2014

Special Account - Foreign Assisted/Grants



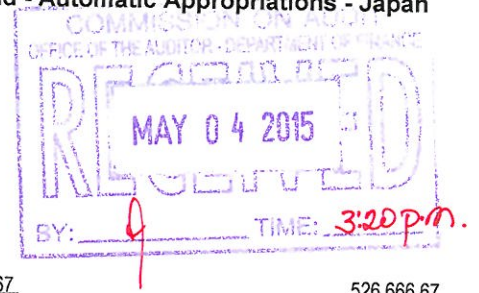
Revenue			
Service and Business Income			
Business Income			
Interest Income			<u>31,028.15</u>
Total Revenue			<u>31,028.15</u>
Less: Current Operating Expenses			
Maintenance and Other Operating Expenses			
Traveling Expenses			
Traveling Expenses - Foreign	<u>375,070.60</u>	375,070.60	
Professional Services			
Consultancy Services	<u>526,666.67</u>	<u>526,666.67</u>	901,737.27
Non-Cash Expenses			
Depreciation			
Depreciation - Infrastructure Assets	3,452.52		
Depreciation - Machinery and Equipment	<u>12,292,516.61</u>		<u>12,295,969.13</u>
Total Operating Expenses			<u>13,197,706.40</u>
Surplus/(Deficit) from Current Operations			<u>(13,166,678.25)</u>
Financial Assistance/Subsidy from LGUs, GOCCs			
Subsidy from National Government	5,729,528.97		5,729,528.97
Surplus(Deficit) for the period			<u><u>(7,437,149.28)</u></u>



Department of Finance
Central Office
Detailed Statement of Financial Performance

For the period ending December 31, 2014

[04104167] Special Account - Foreign Assisted/Grants - General Fund - Automatic Appropriations - Japan



Less: Current Operating Expenses		
Maintenance and Other Operating Expenses		
Professional Services		
Consultancy Services	526,666.67	526,666.67
Non-Cash Expenses		
Depreciation		
Depreciation - Infrastructure Assets	3,452.52	
Depreciation - Machinery and Equipment	12,292,516.61	12,295,969.13
Total Operating Expenses		12,822,635.80
Surplus/(Deficit) from Current Operations		(12,822,635.80)
Financial Assistance/Subsidy from LGUs, GOCCs		
Subsidy from National Government	5,047,572.68	5,047,572.68
Surplus(Deficit) for the period		(7,775,063.12)

Acctg



Department of Finance
Central Office
Detailed Statement of Financial Performance

For the period ending December 31, 2014

[04104161] Special Account - Foreign Assisted/Grants - General Fund - Automatic Appropriations - Germany

Revenue		
Service and Business Income		
Business Income		
Interest Income		
Total Revenue		<u>31,028.15</u>
Less: Current Operating Expenses		
Maintenance and Other Operating Expenses		
Traveling Expenses		
Traveling Expenses - Foreign	<u>375,070.60</u>	<u>375,070.60</u>
Total Operating Expenses		<u>375,070.60</u>
Surplus/(Deficit) from Current Operations		<u>(344,042.45)</u>
Financial Assistance/Subsidy from LGUs, GOCCs		
Subsidy from National Government	681,956.29	681,956.29
Surplus/(Deficit) for the period		<u><u>337,913.84</u></u>

