

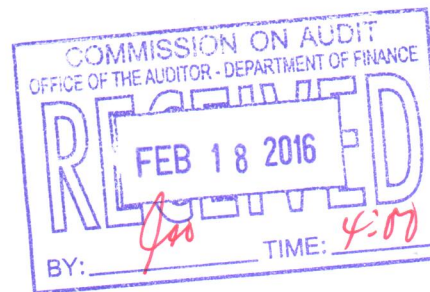
Accty

Department of Finance (OSEC)

Detailed Statement of Financial Position

As of December 31, 2015

All Funds
(Consolidated Regular Agency and Special Account Funds and Trust)



ASSETS

Current Assets

Cash and Cash Equivalent

Cash on Hand

Cash - Collecting Officer

2,423.79

Petty Cash

357,284.71

359,708.50

Cash in Bank - Local Currency

Cash in Bank - Local Currency, Current Account

54,299,773.03

Cash in Bank - Foreign Currency

Cash in Bank - Foreign Currency, Savings Account

39,615,384.47

94,274,866.00

Receivables

Inter-Agency Receivables

Due from National Government Agencies

19,105,126.32

Due from Government-Owned and/or Controlled Corporations

45,045,123.45

64,150,249.77

Other Receivables

Receivables - Disallowances/Charges

2,246,575.05

Due from Officers and Employees

20,052.58

Other Receivables

287,553.89

2,554,181.52

66,704,431.29

Inventories

Inventory held for Consumptions

Office Supplies Inventory

10,049,114.63

Accountable Forms, Plates and Stickers Inventory

124,648.86

Drugs and Medicines Inventory

123,036.00

Medical, Dental and Laboratory Supplies Inventory

1,767.54

Fuel, Oil and Lubricants Inventory

14,235.00

Other Supplies and Materials Inventory

1,763,607.32

12,076,409.35

Other Current Assets

Advances

Advances to Special Disbursing Officer

4,980,845.47

Advances to Officers and Employees

1,877,646.62

6,858,492.09

Prepayments

Advances to Contractors

7,416,918.16

Prepaid Insurance

2,071,916.81

Other Prepayments

4,625,017.44

14,113,852.41

20,972,344.50

Total Current Assets

194,028,051.14

Non-Current Assets

Investments

Financial Assets - Others

Investments in Stocks

3,500.00

Other Investments

279,244.40

282,744.40

Property Plant and Equipment

Land

Land

329,268,352.72

Land Improvements

Other Land Improvements

2,265,821.50

Less: Accumulated Depreciation - Other Land Improvements

444,994.05

1,820,827.45

Infrastructure Assets

Power Supply

98,490.84

Less: Accumulated Depreciation - Power Supply

71,544.99

26,945.85

Buildings and Other Structures

Buildings

669,632,013.80

Less: Accumulated Depreciation - Buildings

254,985,782.96

414,646,230.84

Other Structures

12,700,149.06

Less: Accumulated Depreciation - Other Structures

1,061,055.98

11,639,093.08

426,285,323.92

Machinery and Equipment

Office Equipment

403,496.54

Less: Accumulated Depreciation - Office Equipment

246,651.68


156,844.86

Information and Communication Technology Equipment	240,183,344.04		
Less: Accumulated Depreciation - Information and Communication Tec	<u>135,696,363.10</u>	104,486,980.94	
Communication Equipment	3,481,177.04		
Less: Accumulated Depreciation - Communication Equipment	<u>1,819,798.52</u>	1,661,378.52	
Disaster Response and Rescue Equipment	52,014.40		
Less: Accumulated Depreciation - Disaster Response and Rescue Equip	<u>42,123.70</u>	9,890.70	
Military, Police and Security Equipment	181,428.46		
Accumulated Depreciation - Military, Police and Security Equipment	<u>163,402.16</u>	18,026.30	
Medical Equipment	541,590.00		
Less: Accumulated Depreciation - Medical Equipment	<u>252,221.83</u>	289,368.17	
Sports Equipment	6,950.00		
Less: Accumulated Depreciation - Sports Equipment	<u>5,976.57</u>	973.43	
Other Machinery and Equipment	6,943,839.46		
Less: Accumulated Depreciation - Other Machinery and Equipment	<u>2,976,513.84</u>	3,967,325.62	110,590,788.54
Transportation Equipment			
Motor Vehicles	37,855,400.00		
Less: Accumulated Depreciation - Motor Vehicles	<u>19,139,638.19</u>		18,715,761.81
Furniture and Fixtures and Books			
Furniture and Fixtures	40,452,324.55		
Less: Accumulated Depreciation - Furniture and Fixtures	<u>13,928,661.39</u>	26,523,663.16	
Books	2,082,794.25		
Less: Accumulated Depreciation - Books	<u>1,176,938.50</u>	905,855.75	27,429,518.91
Construction in Progress			
Construction in Progress - Buildings and Other Structures			155,805,239.63
Other Property, Plant and Equipment			
Other Property, Plant and Equipment	298,190.92		
Less: Accumulated Depreciation - Other Property, Plant and Equipment	<u>146,260.73</u>	151,930.19	1,070,094,689.02
Intangible assets			
Intangible Assets			
Computer Software	22,635,257.63		
Less: Accumulated Amortization - Computer Software	<u>19,885,951.85</u>		2,749,305.78
Other Non-Cuurent Assets			
Other Assets			<u>27,876,551.11</u>
Total Non-Current Assets			<u>1,101,003,290.31</u>
TOTAL ASSETS			<u>1,295,031,341.45</u>
TOTAL LIABILITIES			
Current Liabilities			
Payable Accounts			
Accounts Payable		19,038,042.92	
Due to Officers and Employees		<u>1,621,138.89</u>	20,659,181.81
Inter-Agency Payables			
Due to BIR		13,403,847.70	
Due to GSIS		352,725.16	
Due to Pag-IBIG		(12,899.25)	
Due to PhilHealth		110,802.39	
Due to NGAs		266,784.93	
Due to GOCCs		<u>1,754,633.33</u>	15,875,894.26
Trust Liabilities			
Trust Liabilities		1,028,516.17	
Bail Bonds Payable		9,000.00	
Guaranty/Security Deposits Payable		<u>8,772,082.27</u>	9,809,598.44
Other Payables			
Other Payables			<u>1,029,947.59</u>
TOTAL LIABILITIES			47,374,622.10
EQUITY			
Government Equity			
Accumulated Surplus/(Deficit)			1,159,940,307.65
Add: Current Operations		102,165,496.50	
Less: Cash-Treasury/Agency Depsoit, Regular		<u>(14,449,084.80)</u>	1,247,656,719.35
TOTAL LIABILITIES AND EQUITY			<u>1,295,031,341.45</u>



Department of Finance
Central Office
Detailed Statement of Financial Performance
As of December 31, 2015

(All Funds)



Revenue

Service and Business Income

Service Income

Clearance and Certification Fees	107,950.00		
Processing Fees	10,130,688.93		
Other Service Income	<u>897,400.00</u>	11,136,038.93	

Business Income

Rent/Lease Income	1,004,666.88		
Interest Income	<u>199,207.45</u>	<u>1,203,874.33</u>	<u>12,339,913.26</u>

Total Revenue

12,339,913.26

Less: Current Operating Expenses

Personnel Services

Salaries and Wages

Salaries and Wages - Regular	153,223,653.95		
Salaries and Wages - Casual/Contractual	<u>6,244,407.79</u>	159,468,061.74	

Other Compensation

Personal Economic Relief Allowance (PERA)	8,801,496.14		
Representation Allowance (RA)	7,188,056.82		
Transportation Allowance (TA)	5,063,806.82		
Clothing/Uniform Allowance	1,429,329.26		
Subsistence Allowance	35,600.00		
Laundry Allowance	5,079.49		
Productivity Incentive Allowance	634,000.00		
Honoraria	3,721,464.80		
Hazard Pay	242,477.27		
Overtime and Night Pay	379,909.46		
Year End Bonus	13,088,577.77		
Cash Gift	1,879,750.00		



Department of Finance
Central Office
Detailed Statement of Financial Performance
As of December 31, 2015

Other Bonuses and Allowances	<u>27,694,631.28</u>	70,164,179.11	
Personnel Benefit Contributions			
Retirement and Life Insurance Premiums	18,515,814.69		
Pag-IBIG Contributions	445,500.00		
PhilHealth Contributions	1,210,931.25		
Employees Compensation Insurance Premiums	<u>445,187.50</u>	20,617,433.44	
Other Personnel Benefits			
Terminal Leave Benefits	2,877,086.75		
Other Personnel Benefits	<u>8,224,057.93</u>	<u>11,101,144.68</u>	261,350,818.97
Maintenance and Other Operating Expenses			
Traveling Expenses			
Traveling Expenses - Local	7,205,658.57		
Traveling Expenses - Foreign	<u>14,762,266.91</u>	21,967,925.48	
Training and Scholarship Expenses			
Training Expenses	<u>11,005,352.89</u>	11,005,352.89	
Supplies and Materials Expenses			
Office Supplies Expenses	12,819,492.85		
Accountable Forms Expenses	289,808.22		
Drugs and Medicines Expenses	738,211.37		
Medical, Dental and Laboratory Supplies Expenses	5,775.50		
Fuel, Oil and Lubricants Expenses	785,287.57		
Other Supplies and Materials Expenses	<u>5,677,584.47</u>	20,316,159.98	
Utility Expenses			
Water Expenses	4,339,900.31		
Electricity Expenses	<u>23,575,882.54</u>	27,915,782.85	
Communication Expenses			
Postage and Courier Services	736,446.85		
Telephone Expenses	4,847,367.76		



Department of Finance
Central Office
Detailed Statement of Financial Performance
As of December 31, 2015

Internet Subscription Expenses	<u>3,498,761.06</u>	9,082,575.67	
Confidential, Intelligence and Extraordinary Expenses			
Extraordinary and Miscellaneous Expenses	<u>2,467,549.81</u>	2,467,549.81	
Professional Services			
Legal Services	16,600.00		
Consultancy Services	27,722,334.04		
Other Professional Services	<u>43,241,474.21</u>	70,980,408.25	
General Services			
Janitorial Services	8,284,409.46		
Security Services	<u>10,892,954.25</u>	19,177,363.71	
Repairs and Maintenance			
Repairs and Maintenance - Buildings and Other Structures	8,391,909.54		
Repairs and Maintenance - Machinery and Equipment	1,028,830.00		
Repairs and Maintenance - Transportation Equipment	<u>716,001.91</u>	10,136,741.45	
Taxes, Insurance Premiums and Other Fees			
Taxes, Duties and Licenses	3,699,105.72		
Fidelity Bond Premiums	138,612.00		
Insurance Expenses	<u>3,362,740.72</u>	7,200,458.44	
Other Maintenance and Operating Expenses			
Advertising Expenses	6,793,001.46		
Printing and Publication Expenses	2,424,399.00		
Representation Expenses	1,384,359.93		
Transportation and Delivery Expenses	300,000.00		
Rent/Lease Expenses	11,666,010.77		
Membership Dues and Contributions to Organizations	15,000.00		
Subscription Expenses	1,959,441.88		
Donations	133,029.40		
Other Maintenance and Operating Expenses	<u>13,162,008.94</u>	<u>37,837,251.38</u>	238,087,569.91



Department of Finance
Central Office
Detailed Statement of Financial Performance
 As of December 31, 2015

Financial Expenses

Financial Expenses

Bank Charges

	462.30		462.30
--	--------	--	--------

• Non-Cash Expenses

Depreciation

Depreciation - Land Improvements

87,105.24

Depreciation - Infrastructure Assets

13,810.08

Depreciation - Buildings and Other Structures

18,758,224.31

Depreciation - Machinery and Equipment

19,264,854.94

Depreciation - Transportation Equipment

3,617,090.47

Depreciation - Furniture, Fixtures and Books

	1,515,557.54	43,256,642.58	
--	--------------	---------------	--

Amortization

Amortization - Intangible Assets

	3,212,191.14	3,212,191.14	46,468,833.72
--	--------------	--------------	---------------

Total Operating Expenses

545,907,684.90

Surplus/(Deficit) from Current Operations

(533,567,771.64)

Financial Assistance/Subsidy from LGUs, GOCCs

Subsidy from National Government

634,076,403.22

634,076,403.22

Gains

Gain on Foreign Exchange (FOREX)

1,649,698.45

Other Gains

	11,963.69	1,661,662.14	
--	-----------	--------------	--

Losses

Loss of Assets

		(4,797.22)	1,656,864.92
--	--	------------	--------------

Surplus/(Deficit) for the period


102,165,496.50



Department of Finance
Central Office
Detailed Statement of Financial Performance
As of December 31, 2015

CUSTODIAL FUNDS - TRUST RECEIPTS - INTER-AGENCY TRANSFERRED FUND (IATF)
GENERAL FUND - AUTOMATIC APPROPRIATIONS - GERMANY
GENERAL FUND - AUTOMATIC APPROPRIATIONS - INTERNATIONAL BANK OF RECONSTRUCTION AND DEVELOPMENT (IBRD)
GENERAL FUND - AUTOMATIC APPROPRIATIONS - JAPAN
GENERAL FUND - AUTOMATIC APPROPRIATIONS - RETIREMENT AND LIFE INSURANCE PREMIUMS
GENERAL FUND - CONTINUING APPROPRIATIONS - CONTINGENT FUND
GENERAL FUND - CONTINUING APPROPRIATIONS - E-GOVERNMENT FUND
GENERAL FUND - CONTINUING APPROPRIATIONS - INTERNATIONAL COMMITMENTS FUND
GENERAL FUND - CONTINUING APPROPRIATIONS - SPECIFIC BUDGETS OF NATIONAL GOVERNMENT AGENCIES
GENERAL FUND - NEW GENERAL APPROPRIATIONS - CONTINGENT FUND
GENERAL FUND - NEW GENERAL APPROPRIATIONS - E-GOVERNMENT FUND
GENERAL FUND - NEW GENERAL APPROPRIATIONS - INTERNATIONAL COMMITMENTS FUND
GENERAL FUND - NEW GENERAL APPROPRIATIONS - MISCELLANEOUS PERSONNEL BENEFITS FUND
GENERAL FUND - NEW GENERAL APPROPRIATIONS - PENSION AND GRATUITY FUND
GENERAL FUND - NEW GENERAL APPROPRIATIONS - SPECIFIC BUDGETS OF NATIONAL GOVERNMENT AGENCIES
GENERAL FUND - SUPPLEMENTAL APPROPRIATIONS - SPECIFIC BUDGETS OF NATIONAL GOVERNMENT AGENCIES
OFF-BUDGETARY FUNDS - REVOLVING FUNDS - COMMISSION ON AUDIT REVOLVING FUND - FEES FROM DORMITORIES, TRAININGS AND SEMINARS

Acry



Department of Finance (OSEC)

Statement of Cash Flows

For the Period December 01, 2015 to December 31, 2015

All Funds

(Consolidated Regular Agency, Special Account-Foreign Grants, Trust)

CASH FLOWS FROM OPERATING ACTIVITIES

Cash Inflows

Receipt of Notice of Cash Allocation (NCA)	159,861,861.75	
Collection of Income/Revenues	679,134.94	
Other Receipts	23,874,954.85	
Total Cash Inflows		184,415,951.54

Cash Outflows

Payment of Expenses	(13,013,258.68)	
Purchases of Inventories	(2,710,646.74)	
Grant of Cash Advances		
Remittance of Personnel Benefits and Mandatory Contribution	(95,808.82)	
Other Disbursements	(262,308,965.58)	
Total Cash Outflows		(278,128,679.82)

Cash Provided by (Used In) Operating Activities **(93,712,728.28)**

Total Cash Provided by Operating, Investing and Financing Activities **(93,712,728.28)**

Cash Balance, Beginning December 1, 2015 **187,987,594.28**

Cash Balance, Ending December 31, 2015 **94,274,866.00**

acct

Department of Finance (OSEC)

**Statement of Changes in Net Assets/Equity
As of December 31, 2015**

**All Funds
(Consolidated Regular Agency, Special Account-Foreign Grants, Trust)**

	<u>Total</u>
Balance at December 31, 2014	1,213,558,665.93
Changes in Accounting Policy	
Prior Period Adjustments/Unrecorde Income and Expenses/Adjustments	(32,201,152.01)
Liquidation on Prior Year's Fund Transfer to MMD and CCP	(7,006,106.83)
Remittance of Unutilized Prior Year's NCA (KFW-IDF)	<u>(14,411,099.44)</u>
Restated Balance	1,159,940,307.65
 Changes in Net Assets/Equity for 2015	
Current Operations Surplus	102,165,496.50
Cash-Treasury/Agency Deposit, Regular	<u>(14,449,084.80)</u>
Total Recognized Revenue and Expenses for the Period	87,716,411.70
 Balance at December 31, 2015	 1,247,656,719.35

