

QUARTERLY PHYSICAL REPORT OF OPERATION  
As of 2018 June 30


Department: Department of Finance (DOF)  
Appropriations: Current Year Appropriations  
Agency: Office of the Secretary  
Operating Unit: N/A  
Organization Code (UACS): 110010000000  
Report Status: SUBMITTED

Particulars	UACS CODE	Physical Targets					Physical Accomplishments					Variance as of June 30 2018	Remarks
		1st Quarter	2nd Quarter	3rd Quarter	4th Quarter	Total	1st Quarter	2nd Quarter	3rd Quarter	4th Quarter	Total		
1	2	3	4	5	6	7=(3+4+5+6)	8	9	10	11	12=(8+9+10+11)	13	14
Part A													
I. Operations													
OO : Fiscal sustainability attained													
FINANCIAL SUSTAINABILITY AND REVENUE STRENGTHENING PROGRAM	3101000000000000												
Outcome Indicator(s)													
1. Improved tax effort		No quarterly target due to no quarterly target for GDP	No quarterly target due to no quarterly target for GDP	No quarterly target due to no quarterly target for GDP	15.30%*	15.70%	14.3	Q2 Tax Revenues and GDP data not yet available			14.3		*Revised target due to tax reform impact. Tax effort target is full year)  Note: 15.70% under the Variance column per URS submission were removed in this hardcopy file
2. Improved government system that ensure transparency in all extractive industry transactions		25%	25%	25%	25%	100%	25%	25%			50%		Organized Technical Working Group Meeting on Online Reporting Tool roll-out with industry and national government agencies; Conducted Technical Working Group meeting on the implementing of mainstreaming and systematic disclosure
3. Sustained country's position at the forefront of international and regional economic finance cooperation		1	2	1	1	5	1	2			3	2	
Output Indicator(s)													
1. Number of plans and policy advisories developed and issued or updated and disseminated		0.5	1.5	0.5	2.5	5	2	2.5			4.5	0.5	
2. Recommended policies on information disclosure and to address barriers to the full implementation of EITI			1	1	2	4	1	1			2	2	Recommended plans to implement beneficial ownership; Conducted capacity building for small-scale mining sector stakeholders for pilot reporting in the 5th Country Report
3. Number of offers provided by the Philippines in various fora/ international agreements			1		1	2	0	1			1	1	

Particulars	UACS CODE	Physical Targets					Physical Accomplishments					Variance as of June 30 2018	Remarks
		1st Quarter	2nd Quarter	3rd Quarter	4th Quarter	Total	1st Quarter	2nd Quarter	3rd Quarter	4th Quarter	Total		
1	2	3	4	5	6	7=(3+4+5+6)	8	9	10	11	12=(8+9+10+11)	13	14
OO : Asset and debt effectively													
ASSET AND LIABILITY MANAGEMENT PROGRAM	3201000000000000												
Outcome Indicator(s)													
1. Percentage of dividends collected from GOCC/collection targets			70% collection of target for the year	85% collection of target for the year	100% collection of target for the year	100%	45.69% collection of the target dividend for the year	239.03% collection of the target dividend for the year			284.72% collection of the target dividend for the year		Stricter enforcement of Dividend Law
2. Percentage of foreign loans and grants negotiated over targets		100%	100%	100%	100%	+15% to 20% of Target (subject to change depending on DBCC targets/NG financial	635%	396%			100%		
3. Percentage of released fund over the target		15%	24%	36%	30%	105%	32%	37%			69%		
Output Indicator(s)													
1. Amount collected as dividend from GOCCs			P 7.0 B	P 1.5 B	P 1.5 B	P 10.0 B	P4.569 Bn	P23.903 Bn* Preliminary figures per BTr report as of July 2, 2018			P28.472 Bn * (Preliminary figures per BTr report as of July 2, 2018	- P18.472 Bn	Stricter enforcement of Dividend Law
2. Value of foreign loans and grants negotiated		US\$ 200 M	US\$ 100 M	US\$ 100 M	US\$ 100 M	> or = US\$ 500 M	US\$ 1,269.48 M	US \$396.32 M			US\$ 1,665.80M	- US \$1,165.80 M	
3. Number of grants and loans approved		5	15	15	5	40	35	0			35	5	
II. Projects													
Operations	3000000000000000												
OO : Asset and debt effectively managed	3200000000000000												
ASSET AND LIABILITY MANAGEMENT PROGRAM	3201000000000000												
Locally-Funded Project(s)	3201002000000000												
Support to the People's Survival Fund	320100200001000												
Support to the People's Support Fund													No available data


Particulars	UACS CODE	Physical Targets					Physical Accomplishments					Variance as of June 30 2018	Remarks
		1st Quarter	2nd Quarter	3rd Quarter	4th Quarter	Total	1st Quarter	2nd Quarter	3rd Quarter	4th Quarter	Total		
1	2	3	4	5	6	7=(3+4+5+6)	8	9	10	11	12=(8+9+10+11)	13	14
Foreign-Assisted Project(s)	320100300000000												
Integrated Natural Resources and Environmental Management Project (INREMP)	320100300001000												
Integrated Natural Resources and Environmental Management Project (INREMP) in Million		0	40.389	80.777	148.091	269.257	0	1.88	0	0	1.88	267.38	

Prepared By:

  
 JOSEF RICARDO G. ESPIRITU  
 OIC, Budget Division


Date:

In coordination with:

  
 MA. LOURDES V. DEDAL  
 Director IV, CFMO

Date:

Approved By:

  
 GIL S. BELTRAN  
 Undersecretary

Date: