

2/4/2016



REPUBLIC OF THE PHILIPPINES  
**DEPARTMENT OF BUDGET AND MANAGEMENT**

General Solano St, San Miguel, Manila

**ACKNOWLEDGEMENT RECEIPT**

The **Department of Budget and Management** hereby acknowledges the receipt of your letter/request which has been uploaded to the DBM-Document Management System and routed to the appropriate office/s with the following information:

Sender: DOF-PERSONAL DELIVERY

Document Title: DOF-QUARTERLY PHYSICAL REPORT OF OPERATIONS (QPRO) AS OF DECEMBER 31, 2015 CURRENT YEAR APPROPRIATIONS BAR NO. 1

Document Reference No: 2016-BA-010652

Date and Time Uploaded: Thursday, February 04, 2016 1:54:37 PM

Uploaded By: RECEIVING Jayson

Routed To: BMB-A Elsa Abundo


CC:

Total no of pages received: 1 copy and 3 pages

The determination of the completeness of the documentary requirements submitted, if any, is subject to the evaluation of the technical person in charge.

This receipt is system generated and does not require signature.

Received by:



Department of Budget and Management  
**DOCUMENT  
MANAGEMENT  
SYSTEM**




PARTICULARS	UACS CODE	Physical Targets					Physical Accomplishments					Variance as of Dec. 31, 2015	Remarks
		1st Quarter	2nd Quarter	3rd Quarter	4th Quarter	Total	1st Quarter	2nd Quarter	3rd Quarter	4th Quarter	Total		
1	2	3	4	5	6	7 = (3+4+5+6)	8	9	10	11	12=(8+9+10+11)	13	14
<b><i>Performance Indicator Set 2: GOCC Monitoring</i></b>													
Quantity:	Amount collected as dividend from GOCCs	0	0	0	P 6.0 B	P 6.0 B *	P19.410 B	P8.887 B	P1.001 B	P 2.161 B	P 31.458 B **	P 25.458 B	Intensive collection of prior years dividends and stricter enforcement of Dividend Law
Quality:	Percentage of dividend collected over target dividend	NA	NA	NA	100%	100%	324%	148%	17%	36%	524%		
Timeliness:	Dividend from GOCCs collected within the prescribed period	NA	NA	NA	100% collection by 4th quarter of the target year	100% collection by 4th quarter of the target year	324%	148%	17%	36%	524%		
<b><i>Performance Indicator Set 3: Negotiation of International Loans</i></b>													
Quantity 1:	Value of foreign loans and grants negotiated	US\$ 200 M	US\$ 100 M	US\$ 100 M	US\$ 100 M	> = US\$ 500 M	US\$ 254 M	US\$ 58 M	US\$ 338 M	US\$ 4,130	US\$ 4,780 M	US\$ 4,280 M	
Quantity 2:	Number of foreign loans and grants negotiated	2	2	2	1	> = 7	7	3	7	20	37	30	
Quality:	Percentage of ODA loans obtained annually compliant to the Weighted Average Grant Element as set under the Law	100%	100%	100%	100%	100%	100%	100%	100%	100%	100%		
Timeliness:	Percentage of foreign loans and grants negotiated within the agreed schedule	N/A	N/A	N/A	N/A	N/A	N/A	N/A	N/A	N/A	N/A		
<b>MFO 3: Municipal Development Fund Administration Services</b>													
0000030300 00000													
<b><i>Performance Indicator Set 1:</i></b>													
Quantity 1:	Number of applications for grants and loans acted upon	15	15	15	10	55	46	41	22	26	135	80	The actual accomplishment exceeded the target due to influx in ARCP 2- PBGS applications
Quantity 2:	Number of grants and loans approved	10	10	10	10	40	33	48	15	12	108	68	
Quantity 3:	Number of loans and grants under management	101	103	173	82	459	152	148	159	137	596	137	
Quantity 4:	Value of loans and grants under management (in Million)	322.39 M	485.31 M	740.08 M	623.44 M	2,171.22 M	980.57 M	303.05 M	386.68 M	629.96 M	2,300.26 M	129.04 M	
Quality:	Percentage of loans with one or more interest payments in arrears by 30 days or more	10%	10%	10%	10%		10%	10%	10%	10%			
Timeliness 1:	Percentage of applications acted upon within 2 weeks	80%	80%	80%	80%		80%	80%	91%	100%			
Timeliness 2:	Percentage of borrowers that are default on an interest or principal repayment after one (1) month grace period	28%	28%	28%	28%		28%	28%	26%	20%			

PARTICULARS	UACS CODE	Physical Targets					Physical Accomplishments					Variance as of Dec. 31, 2015	Remarks
		1st Quarter	2nd Quarter	3rd Quarter	4th Quarter	Total	1st Quarter	2nd Quarter	3rd Quarter	4th Quarter	Total		
1	2	3	4	5	6	7 = (3+4+5+6)	8	9	10	11	12=(8+9+10+11)	13	14
<b>PART B</b>													
<b>MAJOR PROGRAMS/ PROJECTS</b>													
<b>KRA No. 1 - Anti-Corruption, Transparent, Accountable and Participatory Governance</b>													
<b>Program Budgeting:</b>													
<b>MPP 1: Revenue Integrity Protection and Services</b>													
1. Number of personnel investigated		18	20	20	14	72	0	24	30	21	75	exceeded by 3 exceeded by 1	
2. Number of personnel charged with OMB or CSC		8	11	11	7	37	4	14	2	18	38		
3. Percentage of personnel charged by appropriate authority over the number of personnel investigated		44%	55%	55%	50%	51%	-	58%	7%	86%	51%		
4. Percentage of investigation completed within the prescribed period		100%	100%	100%	100%	100%	100%	100%	100%	100%	100%		

**NOTE:** \* Conservative estimates in view of policy direction to streamline the government corporate sector. However, P5.5 Bn was considered in the revenue program under 2015 BESF.

\*\* Preliminary figures per BTr report as of 26 January 2016


Prepared by:

  
 MA. LUISA M. NOTARIO  
 Chief Administrative Officer

Reviewed by:

  
 MA. LOURDES V. DEDAL  
 Director IV, CFMO

Approved by:

  
 MA. LOURDES B. RECENTE  
 Assistant Secretary & Chief of Staff