

## QUARTERLY REPORT OF REVENUE AND OTHER RECEIPTS As at the Quarter Ending December 31, 2021

Department : Department of Finance (DOF)  
 Agency : Office of the Secretary  
 Operating Unit : < not applicable >  
 Organization Code (UACS) : 11 001 0000000  
 Fund Cluster : 01 - Regular Agency Fund

Classification/Sources of Revenue and Other Receipts	UACS CODE	REVENUE TARGET (Annual) per BESF	Actual Revenue and Other Receipts Collections					Cumulative Remittance/Deposits to Date			Variance		Remarks
			1st Quarter Ending March 31	2nd Quarter Ending June 30	3rd Quarter Ending Sept. 30	4th Quarter Ending Dec. 31	Total	Remittance to BTr	Deposited with AGDB	TOTAL	Amount	%	
			4	5	6	7	8=[(6+(-)7)-8+9]	9	10	11=(9+10)	12=(8-3)	13=(12/3)	
<b>Regular Agency Fund</b>		4,181,000.00	11,858,132.24	882,283.31	1,354,239.42	1,138,122.52	15,232,777.49	13,977,523.47	108,531.50	14,086,054.97	11,051,777.49	264 %	
<b>Revenue Collections</b>		4,181,000.00	601,200.00	551,600.00	513,079.00	789,793.00	2,455,672.00	1,577,000.00	80,279.00	1,657,279.00	(1,725,328.00)	-41 %	
<b>Cash Revenue</b>		4,181,000.00	601,200.00	551,600.00	513,079.00	789,793.00	2,455,672.00	1,577,000.00	80,279.00	1,657,279.00	(1,725,328.00)	-41 %	
<b>Non-Tax</b>		4,181,000.00	601,200.00	551,600.00	513,079.00	789,793.00	2,455,672.00	1,577,000.00	80,279.00	1,657,279.00	(1,725,328.00)	-41 %	
Certification Fees	4020104002	72,000.00	23,400.00	18,000.00	12,400.00	10,400.00	64,200.00	53,800.00	0.00	53,800.00	(7,800.00)	-11 %	
Filing Fees	4020113007	3,562,000.00	534,200.00	511,600.00	486,000.00	501,600.00	2,033,400.00	1,523,200.00	0.00	1,523,200.00	(1,528,600.00)	-43 %	
Other Processing Fees	4020113099	547,000.00	0.00	0.00	0.00	0.00	0.00	0.00	0.00	0.00	(547,000.00)	-100 %	
Other Service Income	4020199099	0.00	43,600.00	22,000.00	14,679.00	277,793.00	358,072.00	0.00	80,279.00	80,279.00	358,072.00	0 %	
<b>Non-Revenue Collections/Other Receipts</b>		0.00	11,256,932.24	330,683.31	841,160.42	348,329.52	12,777,105.49	12,400,523.47	28,252.50	12,428,775.97	12,777,105.49	0 %	
<b>Cash Receipts</b>		0.00	11,256,932.24	330,683.31	841,160.42	348,329.52	12,777,105.49	12,400,523.47	28,252.50	12,428,775.97	12,777,105.49	0 %	
<b>Others</b>		0.00	11,256,932.24	330,683.31	841,160.42	348,329.52	12,777,105.49	12,400,523.47	28,252.50	12,428,775.97	12,777,105.49	0 %	
Petty Cash	1010102000	0.00	150,532.42	10,584.10	0.00	23,488.75	184,605.27	161,116.52	0.00	161,116.52	184,605.27	0 %	
Due from National Government Agencies	1030301000	0.00	0.00	0.00	125,559.49	0.00	125,559.49	125,559.49	0.00	125,559.49	125,559.49	0 %	
Due from Government-Owned and/or Controlled Corporations	1030302000	0.00	10,518,715.08	0.00	0.00	0.00	10,518,715.08	10,518,715.08	0.00	10,518,715.08	10,518,715.08	0 %	
Receivables - Disallowances/Charges	1030501000	0.00	165,013.10	38,433.72	34,101.45	0.00	237,548.27	237,548.27	0.00	237,548.27	237,548.27	0 %	
Due from Officers and Employees	1030502000	0.00	34,140.75	4,709.14	611,784.87	153,839.78	804,474.54	650,634.76	0.00	650,634.76	804,474.54	0 %	
Other Receivables	1030599000	0.00	0.00	194,934.86	0.00	0.00	194,934.86	194,934.86	0.00	194,934.86	194,934.86	0 %	
Advances for Special Disbursing Officer	1990103000	0.00	60,212.78	81,880.37	0.00	157,500.99	299,594.14	142,093.15	0.00	142,093.15	299,594.14	0 %	
Advances to Officers and Employees	1990104000	0.00	0.00	0.00	12,320.00	0.00	12,320.00	12,320.00	0.00	12,320.00	12,320.00	0 %	
Advances to Contractors	1990201000	0.00	300,000.00	0.00	0.00	0.00	300,000.00	300,000.00	0.00	300,000.00	300,000.00	0 %	
Trust Liabilities	2040101000	0.00	28,252.50	0.00	0.00	0.00	28,252.50	0.00	28,252.50	28,252.50	28,252.50	0 %	
Representation Allowance (RA)	5010202000	0.00	0.00	0.00	12,500.00	0.00	12,500.00	12,500.00	0.00	12,500.00	12,500.00	0 %	
Transportation Allowance (TA)	5010203001	0.00	0.00	0.00	19,250.00	13,500.00	32,750.00	19,250.00	0.00	19,250.00	32,750.00	0 %	
Clothing/Uniform Allowance - Civilian	5010204001	0.00	0.00	0.00	6,000.00	0.00	6,000.00	6,000.00	0.00	6,000.00	6,000.00	0 %	
Landline	5020502002	0.00	65.61	141.12	54.19	0.00	260.92	260.92	0.00	260.92	260.92	0 %	
Other Professional Services	5021199000	0.00	0.00	0.00	12,320.00	0.00	12,320.00	12,320.00	0.00	12,320.00	12,320.00	0 %	
Other Maintenance and Operating Expenses	5029999099	0.00	0.00	0.00	7,270.42	0.00	7,270.42	7,270.42	0.00	7,270.42	7,270.42	0 %	
<b>TOTAL</b>		4,181,000.00	11,858,132.24	882,283.31	1,354,239.42	1,138,122.52	15,232,777.49	13,977,523.47	108,531.50	14,086,054.97	11,051,777.49	264 %	

This report was generated using the Unified Reporting System on 28/01/2022 05:01 version.FAR5.1.1 ; Status : PENDING

Certified Correct:

LOIDA P. LAGUYO

Date:

Recommending Approval:

*Lolita R. Verdadero*  
 LOLITA R. VERDADERO

Date:

Approved By:

GIL S. BELTRAN

Date:


**QUARTERLY REPORT OF REVENUE AND OTHER RECEIPTS**  
**As at the Quarter Ending December 31, 2021**

Department : Department of Finance (DOF)  
 Agency : Office of the Secretary  
 Operating Unit : < not applicable >  
 Organization Code (UACS) : 11 001 0000000  
 Fund Cluster : 06 - Business Related Funds


Classification/Sources of Revenue and Other Receipts	UACS CODE	REVENUE TARGET (Annual) per BESF	Actual Revenue and Other Receipts Collections					Cumulative Remittance/Deposits to Date			Variance		Remarks
			1st Quarter Ending March 31	2nd Quarter Ending June 30	3rd Quarter Ending Sept. 30	4th Quarter Ending Dec. 31	Total	Remittance to BTr	Deposited with AGDB	TOTAL	Amount	%	
1	2	3	4	5	6	7	8=[{6+(-)7}-8+9]	9	10	11=(9+10)	12=(8-3)	13=(12/3)	14
Business Related Funds		2,176,651,000.00	13,759,036.06	41,038,546.79	20,208,464.44	40,345,150.95	115,351,198.24	65,667.19	115,285,531.05	115,351,198.24	(2,061,299,801.76)	-95 %	
Revenue Collections		2,176,651,000.00	13,759,036.06	41,038,546.79	20,208,464.44	40,345,150.95	115,351,198.24	65,667.19	115,285,531.05	115,351,198.24	(2,061,299,801.76)	-95 %	
Cash Revenue		2,176,651,000.00	13,759,036.06	41,038,546.79	20,208,464.44	40,345,150.95	115,351,198.24	65,667.19	115,285,531.05	115,351,198.24	(2,061,299,801.76)	-95 %	
Non-Tax		2,176,651,000.00	13,759,036.06	41,038,546.79	20,208,464.44	40,345,150.95	115,351,198.24	65,667.19	115,285,531.05	115,351,198.24	(2,061,299,801.76)	-95 %	
Interest on NG Deposits	4020221001	1,989,183,000.00	0.00	0.00	0.00	0.00	0.00	0.00	0.00	0.00	(1,989,183,000.00)	-100 %	
Others	4020221099	187,468,000.00	13,759,036.06	41,038,546.79	20,208,464.44	40,345,150.95	115,351,198.24	65,667.19	115,285,531.05	115,351,198.24	(72,116,801.76)	-38 %	
<b>TOTAL</b>		<b>2,176,651,000.00</b>	<b>13,759,036.06</b>	<b>41,038,546.79</b>	<b>20,208,464.44</b>	<b>40,345,150.95</b>	<b>115,351,198.24</b>	<b>65,667.19</b>	<b>115,285,531.05</b>	<b>115,351,198.24</b>	<b>(2,061,299,801.76)</b>	<b>-95 %</b>	

This report was generated using the Unified Reporting System on 28/01/2022 05:01 version.FAR5.1.1 ; Status : PENDING


Certified Correct:

  
 LOIDA P. LAGUYO  
 Date: *lv*  
*4/7*

Recommending Approval:

  
 LOLITA R. VERDADERO  
 Date:

Approved By:

  
 GIL S. BELTRAN  
 Date: