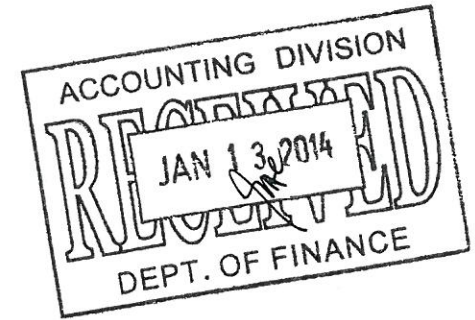


REPORT OF ACTUAL INCOME
For the Fourth Quarter ending December 31, 2013
(In Pesos)



Department : DEPARTMENT OF FINANCE
Agency / OU : Office of the Secretary
Fund : General Fund

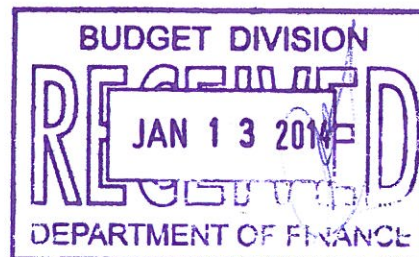
CLASSIFICATION / SOURCE OF INCOME	LEGAL BASIS	4th Quarter			
		Oct	Nov	Dec	Total
Non Tax Revenues					
Filing Fees / Processing Fees					
Mabuhay Lane	EO 292	578,000.00	536,300.00	423,400.00	1,537,700.00
OSS Center	AO 266	4,096,581.95	2,602,754.35	4,220,165.54	10,919,501.84
Subtotal		4,674,581.95	3,139,054.35	4,643,565.54	12,457,201.84
Rental (Space)	MOA	-	167,444.48	-	167,444.48
TOTAL		4,674,581.95	3,306,498.83	4,643,565.54	12,624,646.32

Prepared by:

Lolita R. Verdadero
LOLITA R. VERDADERO
Chief Accountant
Date: January 9, 2014 *jev*

Approved by:

Ma. Lourdes V. Dedal
MA. LOURDES V. DEDAL
Director IV, Central Financial Management Office
Date:




REPORT OF ACTUAL INCOME
For the Third Quarter ending September 30, 2013
(In Pesos)




Department : DEPARTMENT OF FINANCE
Agency / OU : Office of the Secretary
Fund : General Fund

CLASSIFICATION / SOURCE OF INCOME	LEGAL BASIS	3rd Quarter			
		Jul	Aug	Sep	Total
Non Tax Revenues					
Filing Fees / Processing Fees					
Mabuhay Lane	EO 292	516,500.00	454,700.00	541,500.00	1,512,700.00
OSS Center	AO 266	4,845,265.37	3,102,937.89	5,186,385.82	13,134,589.08
Subtotal		5,361,765.37	3,557,637.89	5,727,885.82	14,647,289.08
Rental (Space)	MOA	83,722.24	83,722.24	83,722.24	251,166.72
TOTAL		5,445,487.61	3,641,360.13	5,811,608.06	14,898,455.80

Prepared by:


LOLITA R. VERDADERO
Chief Accountant
Date: October 9, 2013

Approved by:


MA. LOURDES V. DEDAL
Director IV, Central Financial Management Office
Date:

ACTUAL QUARTERLY INCOME
 For the Second Quarter ending June 30, 2013
 (In absolute amount)

Department : **DEPARTMENT OF FINANCE**
 Agency / OU : **Office of the Secretary**
 Fund : **General Fund**

CLASSIFICATION / SOURCE OF INCOME	LEGAL BASIS	2nd Quarter			
		Apr	May	Jun	Total
Non Tax Revenues					
Filing Fees / Processing Fees					
Mabuhay Lane	EO 292	468,600.00	516,000.00	438,300.00	1,422,900.00
OSS Center	AO 266	4,041,473.52	4,267,485.84	5,222,074.74	13,531,034.10
Subtotal		4,510,073.52	4,783,485.84	5,660,374.74	14,953,934.10
Rental (Space)	MOA	83,722.24	83,722.24	83,722.24	251,166.72
TOTAL		4,593,795.76	4,867,208.08	5,744,096.98	15,205,100.82

Prepared by:

Lolita R. Verdadero
LOLITA R. VERDADERO
 Chief Accountant
 Date: July 8, 2013

Approved by:

Ma. Lourdes V. Dedal
MA. LOURDES V. DEDAL
 Director IV, Central Financial Management Office
 Date:



Receiving copy


ACTUAL QUARTERLY INCOME
For the First Quarter ending March 31, 2013
(In Pesos)




Department : **DEPARTMENT OF FINANCE**
Agency / OU : **Office of the Secretary**
Fund : **General Fund**

CLASSIFICATION / SOURCE OF INCOME	LEGAL BASIS	1st Quarter			
		Jan	Feb	Mar	Total
Non Tax Revenues					
Filing Fees / Processing Fees					
Mabuhay Lane	EO 292	428,700.00	361,600.00	393,000.00	1,183,300.00
OSS Center	AO 266	4,908,989.88	3,384,230.84	12,218,660.61	20,511,881.33
Subtotal		5,337,689.88	3,745,830.84	12,611,660.61	21,695,181.33
Rental (Space)	MOA	83,722.24	83,722.24	83,722.24	251,166.72
TOTAL		5,421,412.12	3,829,553.08	12,695,382.85	21,946,348.05

Prepared by:


LOLITA R. VERDADERO
Chief Accountant
Date: April 10, 2013

Approved by:


MA. LOURDES V. DEDAL
Director IV, Central Financial Management Office
Date: